

Sanctuary Landing

a Family Apartment Community
Columbia, South Carolina



Fontaine Dr Owner LP	Sanctuary Landing	Columbia, South Carolina
----------------------	-------------------	--------------------------

a Family Apartment Community

Sanctuary Landing - Columbia, South Carolina

Notes: Project Summary

- 200 Total Units

- Unit Mix:

1-Bed Units (22)

2-Bed Units (109)

3-Bed Units (60)

4-Bed Units (9)

- (1) 24 - Unit Building (Building 1)

- (1) 24 - Unit Building (Building 2)

- (1) 24 - Unit Building (Building 3)

- (1) 24 - Unit Building (Building 4)

- (1) 24 - Unit Building (Building 5)

- (1) 8 - Unit Building (Building 6)

- (1) 24 - Unit Building (Building 7)

- (1) 24 - Unit Building (Building 8)

- (1) 24 - Unit Building (Building 9)

- (1) Community Building - (1) Playground

- (1) Trash Enclosure - (1) Pool

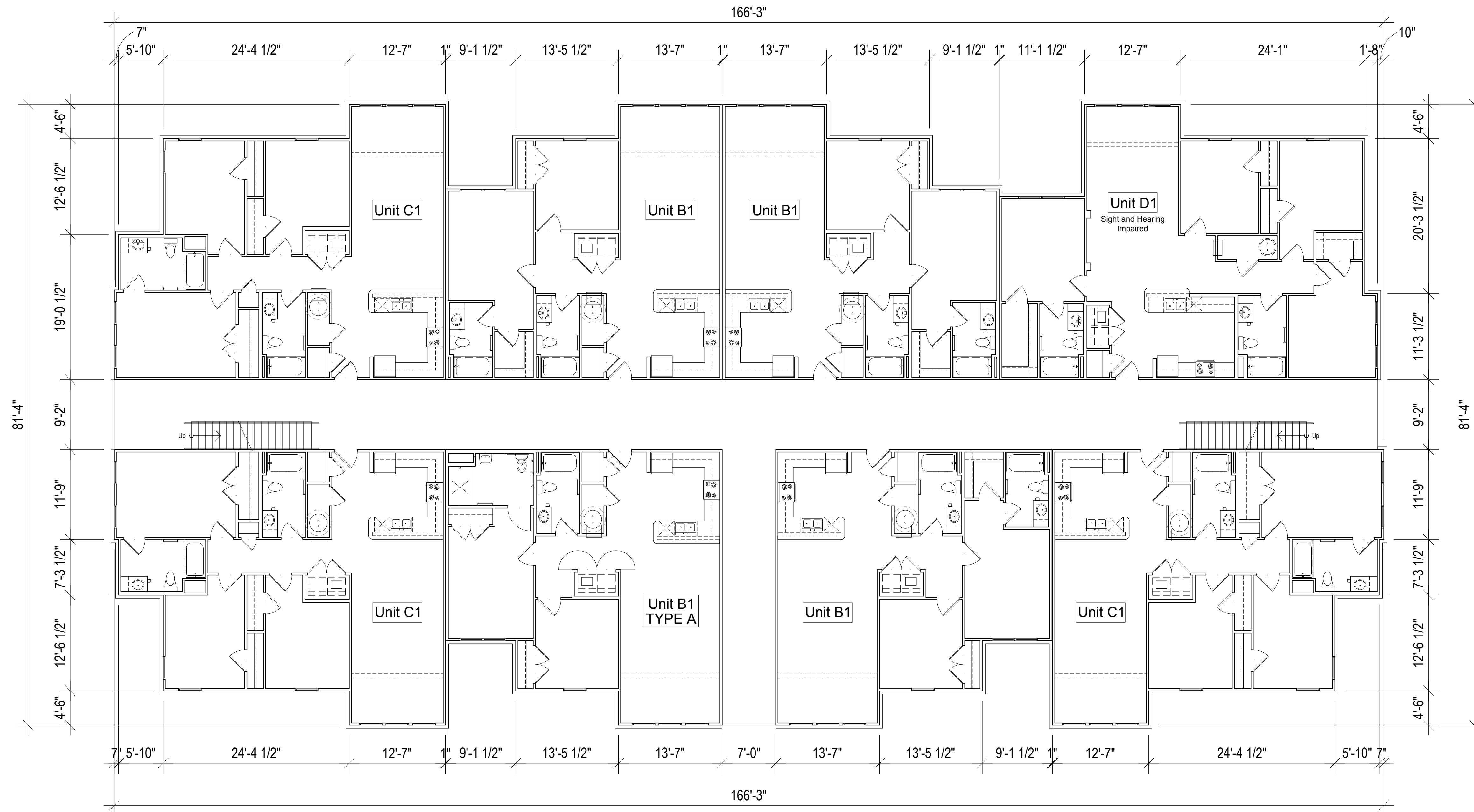
- (1) Picnic Shelter

Unit Summary

Unit	Unit Type	# of Units	Net Heated Area	Gross SF
A1	1 Bed/ 1 Bath	19	836	886
A1 (Sight and Hearing impaired)	1 Bed/ 1 Bath	1	836	886
A1 (Type A)	1 Bed/ 1 Bath	2	836	886
Total		22		
B1	2 Bed/ 2 Bath	104	1,095	1,147
B1 (Sight and Hearing impaired)	2 Bed/ 2 Bath	1	1,095	1,147
B1 (Type A)	2 Bed/ 2 Bath	4	1,095	1,147
Total		109		
C1	3 Bed/ 2 Bath	56	1,280	1,341
C1 (Sight and Hearing impaired)	3 Bed/ 2 Bath	1	1,280	1,341
C1 (Type A)	3 Bed/ 2 Bath	3	1,280	1,341
Total		60		
D1	4 Bed/ 2 Bath	7	1,375	1,453
D1 (Sight and Hearing impaired)	4 Bed/ 2 Bath	1	1,375	1,453
D1 (Type A)	4 Bed/ 2 Bath	1	1,375	1,453
Total		9		
Total		200		

Building Summary

Building	Heated Total Square Footage	Total Square Footage (including breezeways)
1	28,785	36,374
2	28,785	36,374
3	28,785	36,374
4	26,391	31,849
5	26,946	32,431
6	7,724	9,396
7	26,280	31,692
8	26,280	31,692
9	26,946	32,431
Total	226,922	278,613
Clubhouse	3,732	5,742 (including walkway)



1 BUILDING 1 FIRST FLOOR PLAN
SCALE: 1/8" = 1'-0"

Fontaine Dr Owner LP

Sanctuary Landing

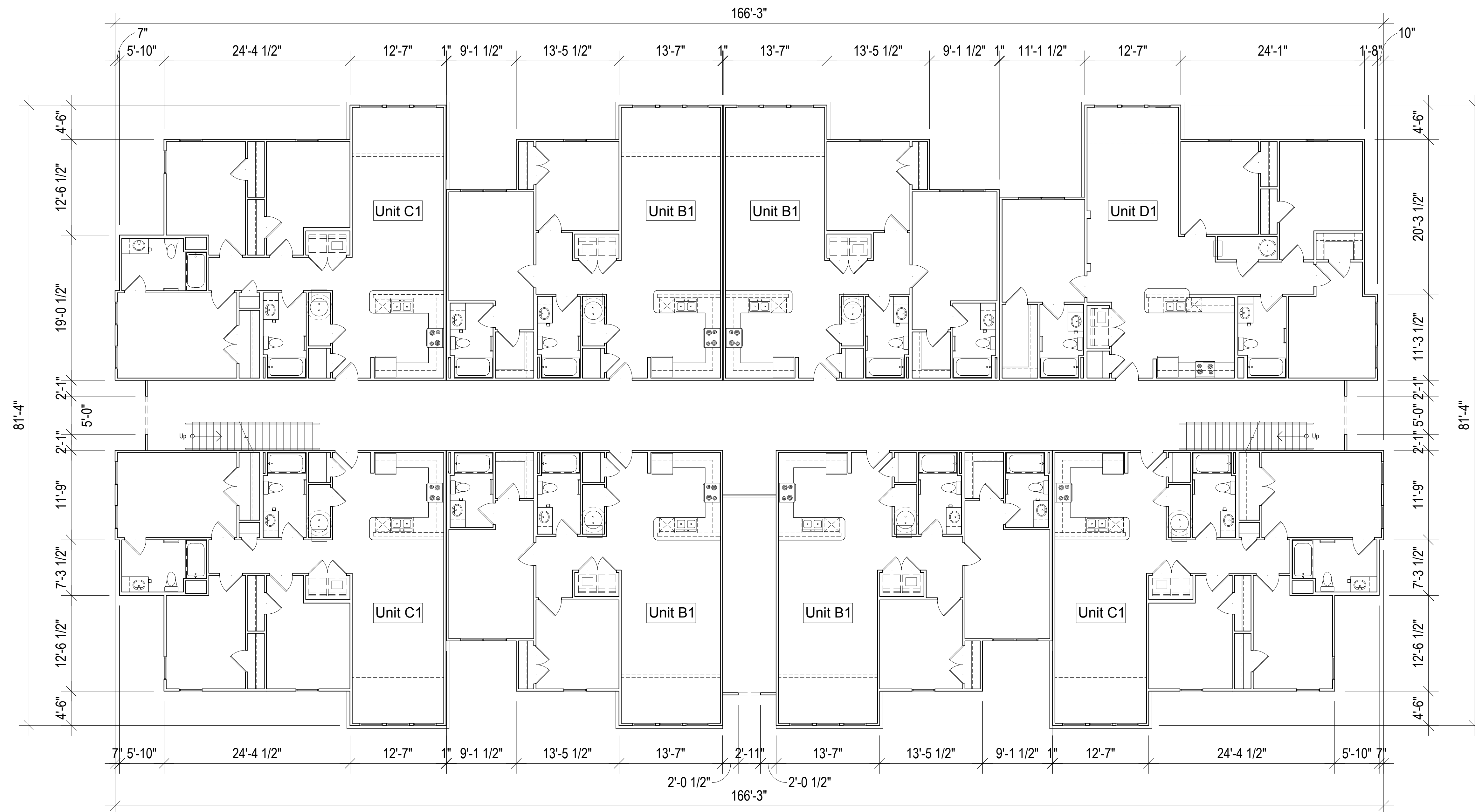
Columbia, South Carolina

a Family Apartment Community



Progress Design Studio

The drawings, specifications and design contained herein are instruments of service and remain the sole property of Progress Design Studio, PLLC. The unauthorized reproduction and/or use of these documents without the express written permission of Progress Design Studio, PLLC is prohibited.



1 BUILDING 1 SECOND FLOOR PLAN
SCALE: 1/8" = 1'-0"

Fontaine Dr Owner LP

Sanctuary Landing

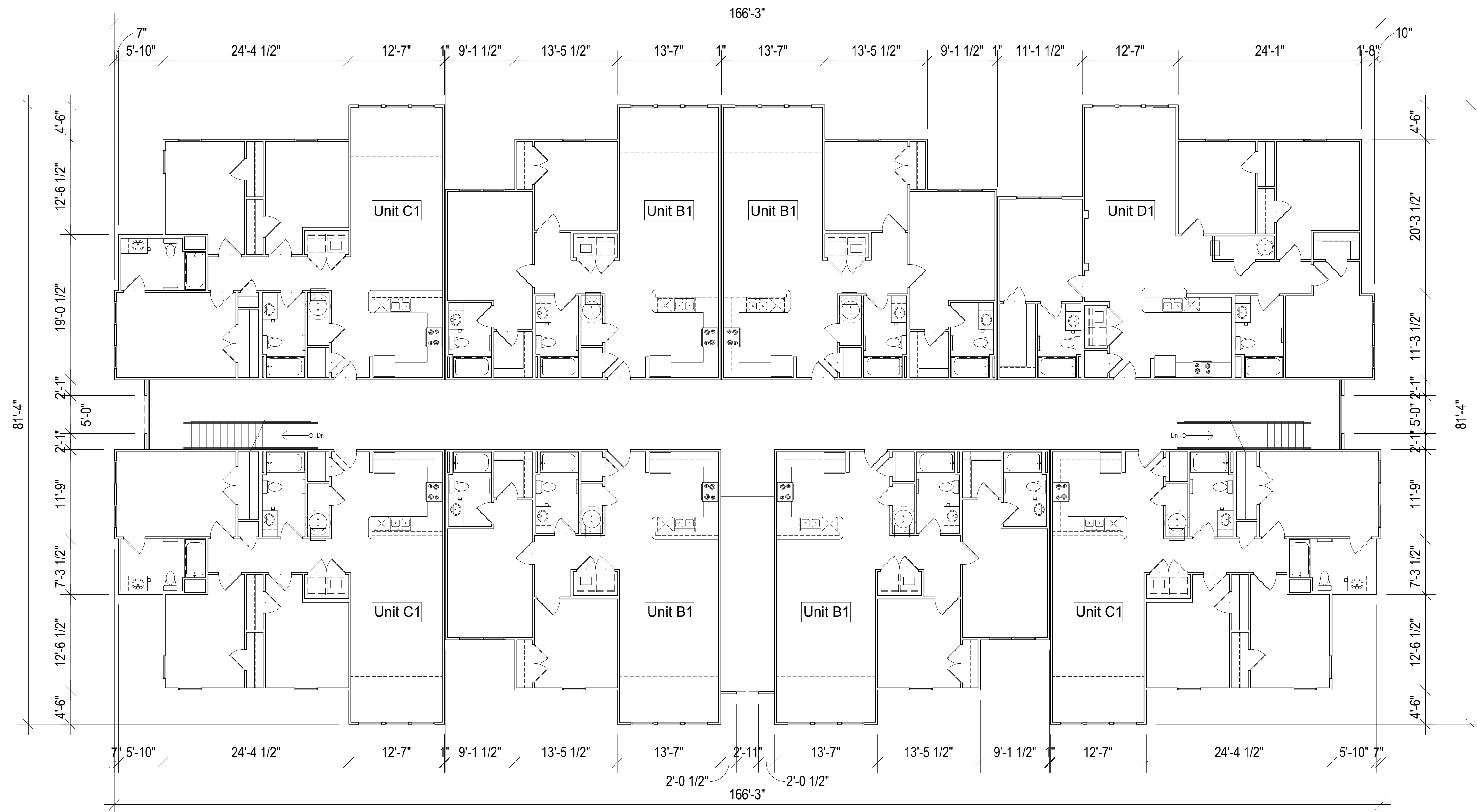
Columbia, South Carolina

a Family Apartment Community



Progress Design Studio

The drawings, specifications and design contained herein are instruments of service and remain the sole property of Progress Design Studio, PLLC. The unauthorized reproduction and/or use of these documents without the express written permission of Progress Design Studio, PLLC is prohibited.



1 BUILDING 1 THIRD FLOOR PLAN
SCALE: 1/8" = 1'-0"

Fontaine Dr Owner LP

Sanctuary Landing

Columbia, South Carolina

a Family Apartment Community



Progress Design Studio

The drawings, specifications and design contained herein are instruments of service and remain the sole property of Progress Design Studio, PLLC. The unauthorized reproduction and/or use of these documents without the express written permission of Progress Design Studio, PLLC is prohibited.



2 BUILDING 1 LEFT ELEVATION
SCALE: 1/8" = 1'-0"



1 BUILDING 1 FRONT ELEVATION
SCALE: 1/8" = 1'-0"

Fontaine Dr Owner LP

Sanctuary Landing

Columbia, South Carolina

a Family Apartment Community



Progress Design Studio

The drawings, specifications and design contained herein are instruments of service and remain the sole property of Progress Design Studio, PLLC. The unauthorized reproduction and/or use of these documents without the express written permission of Progress Design Studio, PLLC is prohibited.



2 BUILDING 1 RIGHT ELEVATION
SCALE: 1/8" = 1'-0"



1 BUILDING 1 REAR ELEVATION
SCALE: 1/8" = 1'-0"

Fontaine Dr Owner LP

Sanctuary Landing

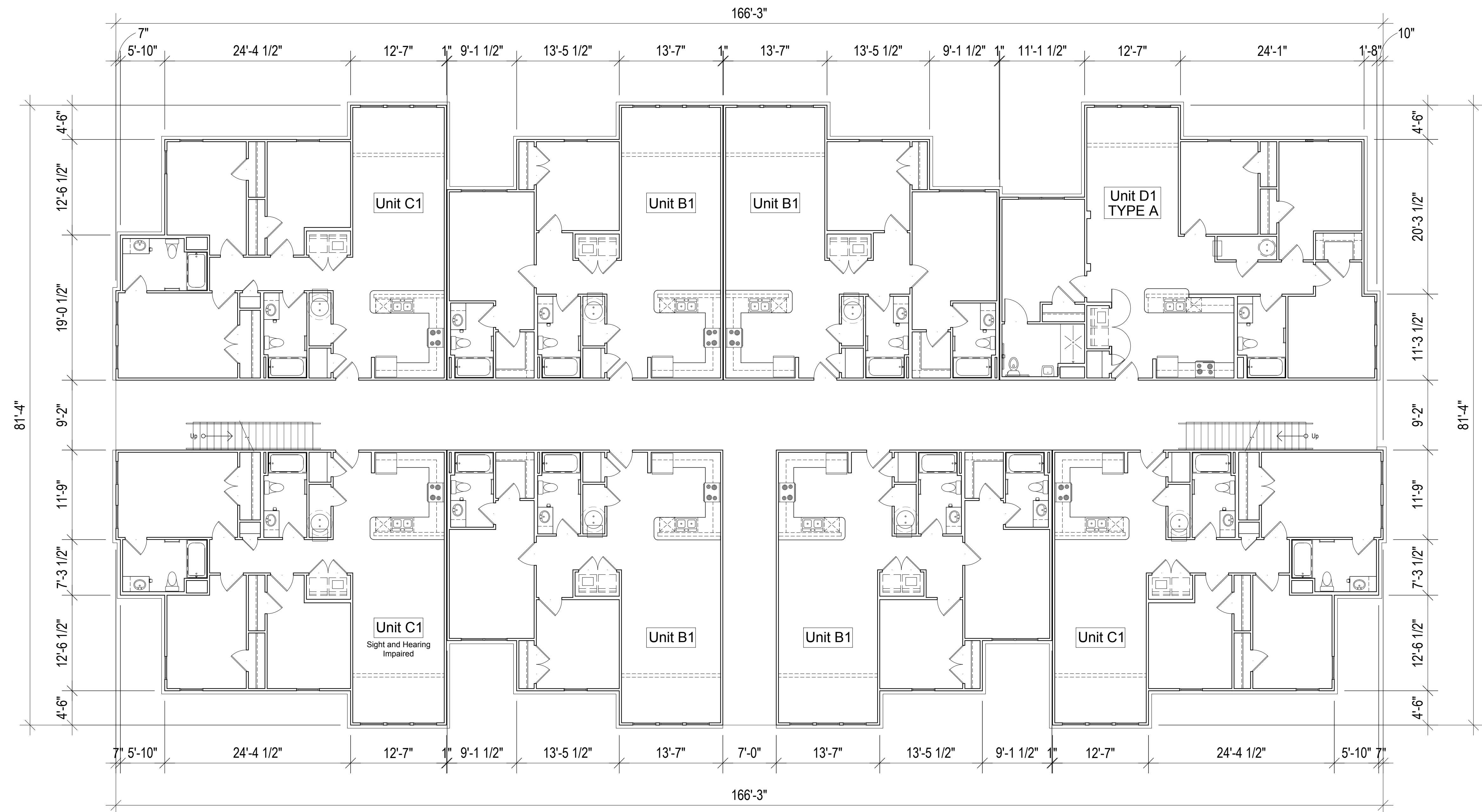
Columbia, South Carolina

a Family Apartment Community



Progress Design Studio

The drawings, specifications and design contained herein are instruments of service and remain the sole property of Progress Design Studio, PLLC. The unauthorized reproduction and/or use of these documents without the express written permission of Progress Design Studio, PLLC is prohibited.



1 BUILDING 2 FIRST FLOOR PLAN
SCALE: 1/8" = 1'-0"

Fontaine Dr Owner LP

Sanctuary Landing

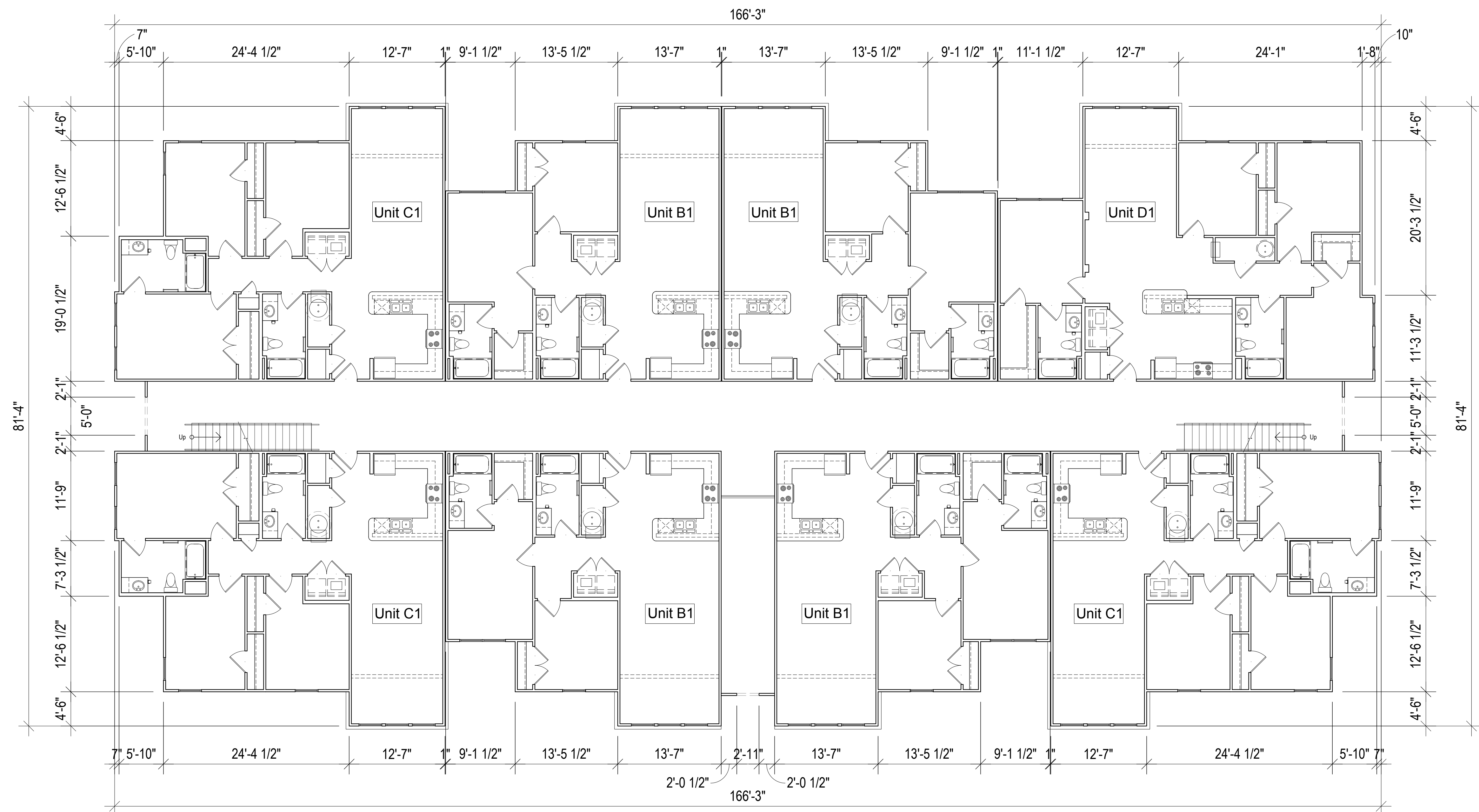
Columbia, South Carolina

a Family Apartment Community



Progress Design Studio

The drawings, specifications and design contained herein are instruments of service and remain the sole property of Progress Design Studio, PLLC. The unauthorized reproduction and/or use of these documents without the express written permission of Progress Design Studio, PLLC is prohibited.



1 BUILDING 2 SECOND FLOOR PLAN
SCALE: 1/8" = 1'-0"

Fontaine Dr Owner LP

Sanctuary Landing

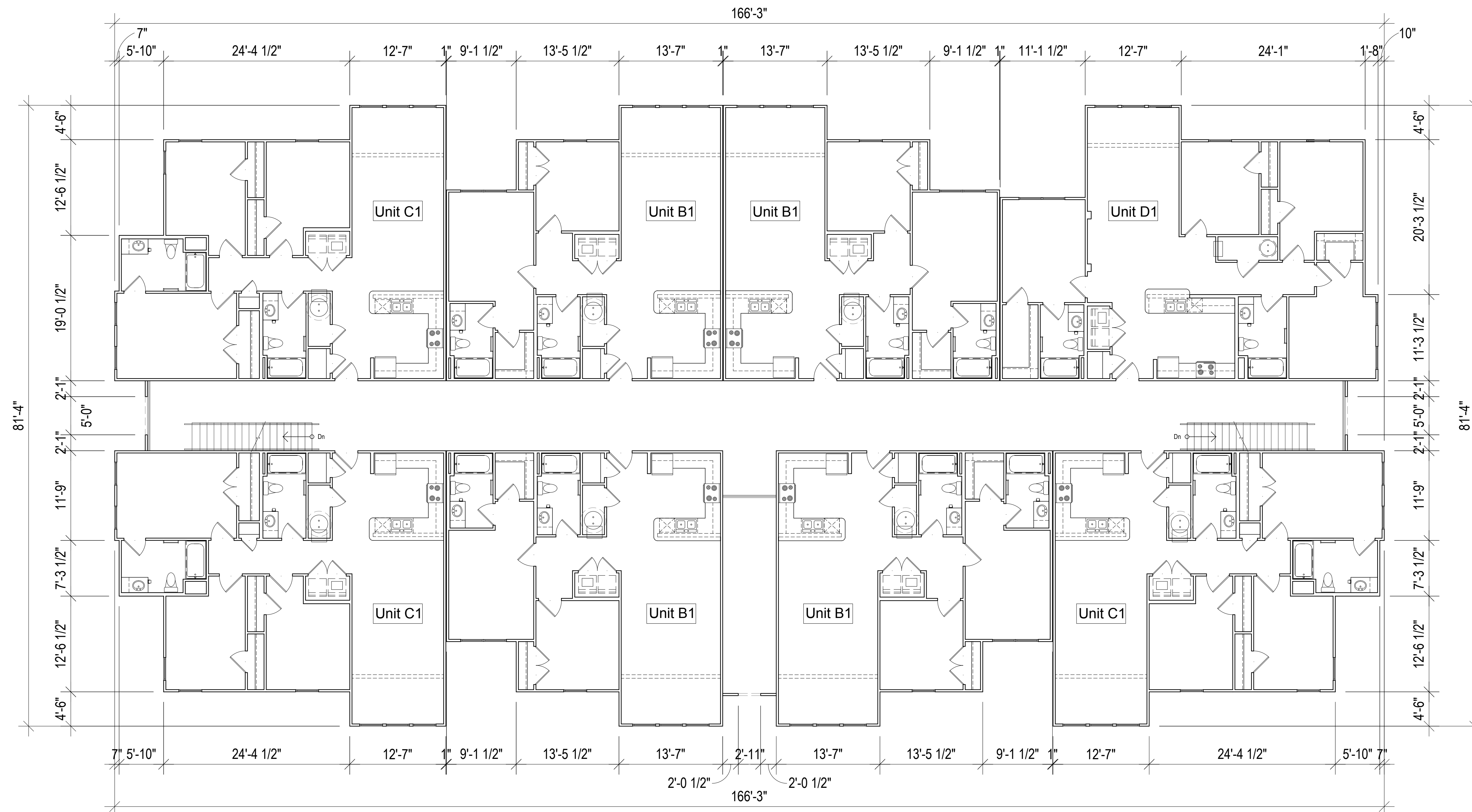
Columbia, South Carolina

a Family Apartment Community



Progress Design Studio

The drawings, specifications and design contained herein are instruments of service and remain the sole property of Progress Design Studio, PLLC. The unauthorized reproduction and/or use of these documents without the express written permission of Progress Design Studio, PLLC is prohibited.



1 BUILDING 2 THIRD FLOOR PLAN
SCALE: 1/8" = 1'-0"

Fontaine Dr Owner LP

Sanctuary Landing

Columbia, South Carolina

a Family Apartment Community



Progress Design Studio

The drawings, specifications and design contained herein are instruments of service and remain the sole property of Progress Design Studio, PLLC. The unauthorized reproduction and/or use of these documents without the express written permission of Progress Design Studio, PLLC is prohibited.



2 BUILDING 2 RIGHT ELEVATION
SCALE: 1/8" = 1'-0"



1 BUILDING 2 REAR ELEVATION
SCALE: 1/8" = 1'-0"

Fontaine Dr Owner LP

Sanctuary Landing

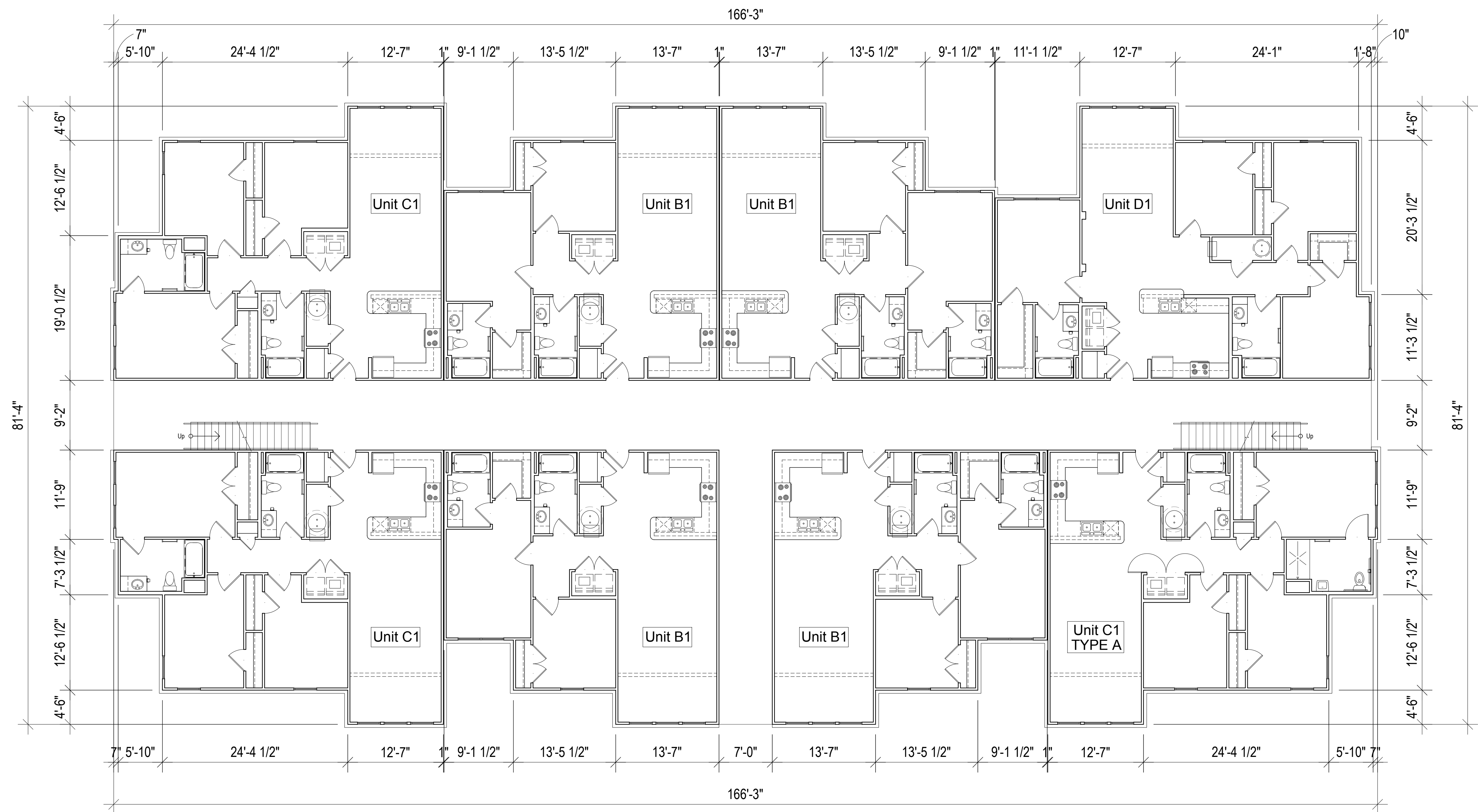
Columbia, South Carolina

a Family Apartment Community



Progress Design Studio

The drawings, specifications and design contained herein are instruments of service and remain the sole property of Progress Design Studio, PLLC. The unauthorized reproduction and/or use of these documents without the express written permission of Progress Design Studio, PLLC is prohibited.



1 BUILDING 3 FIRST FLOOR PLAN
SCALE: 1/8" = 1'-0"

Fontaine Dr Owner LP

Sanctuary Landing

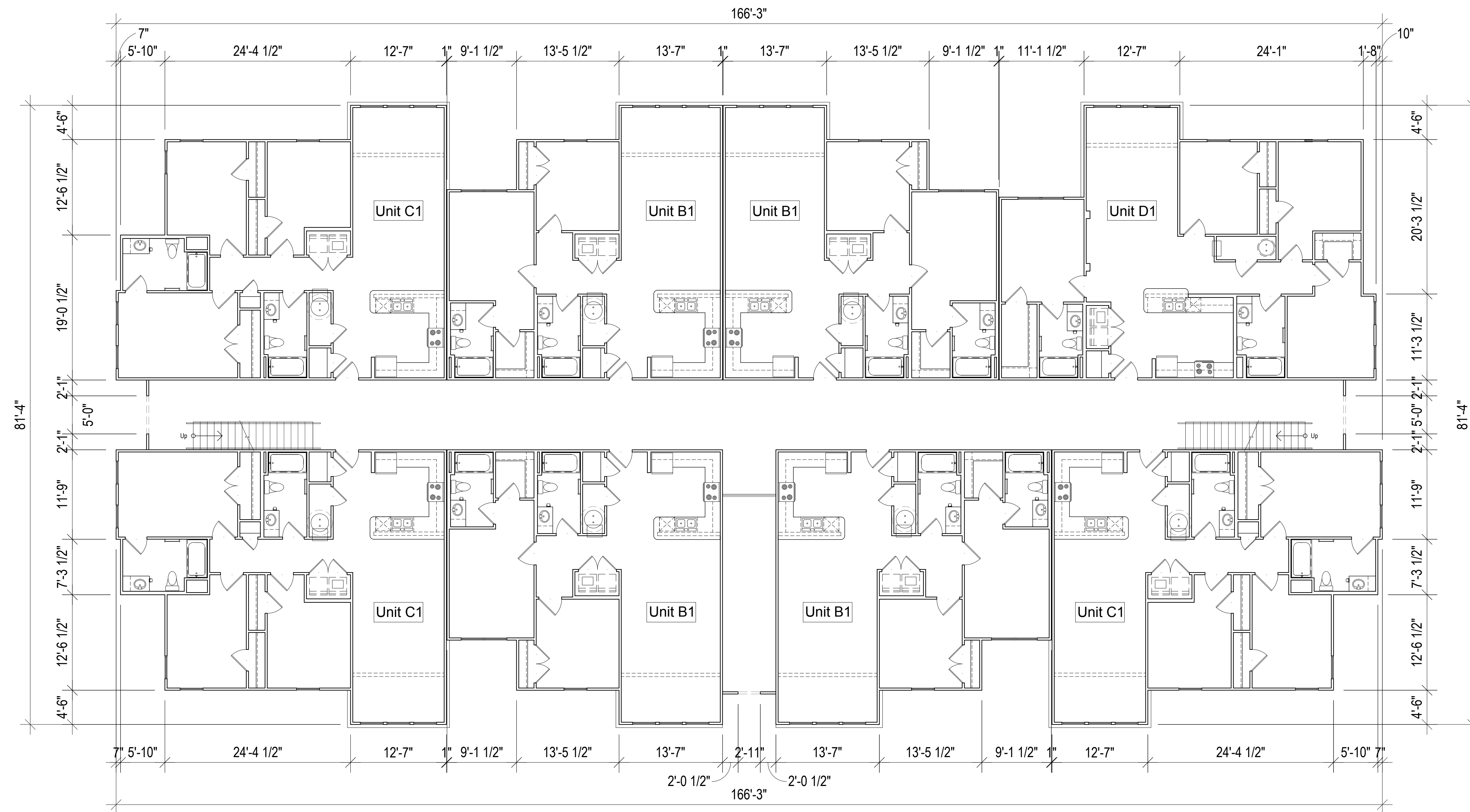
Columbia, South Carolina

a Family Apartment Community



Progress Design Studio

The drawings, specifications and design contained herein are instruments of service and remain the sole property of Progress Design Studio, PLLC. The unauthorized reproduction and/or use of these documents without the express written permission of Progress Design Studio, PLLC is prohibited.



1 BUILDING 3 SECOND FLOOR PLAN
SCALE: 1/8" = 1'-0"

Fontaine Dr Owner LP

Sanctuary Landing

Columbia, South Carolina

a Family Apartment Community



Progress Design Studio

The drawings, specifications and design contained herein are instruments of service and remain the sole property of Progress Design Studio, PLLC. The unauthorized reproduction and/or use of these documents without the express written permission of Progress Design Studio, PLLC is prohibited.





2 **BUILDING 3 RIGHT ELEVATION**
SCALE: 1/8" = 1'-0"



1 **BUILDING 3 REAR ELEVATION**
SCALE: 1/8" = 1'-0"

Fontaine Dr Owner LP

Sanctuary Landing

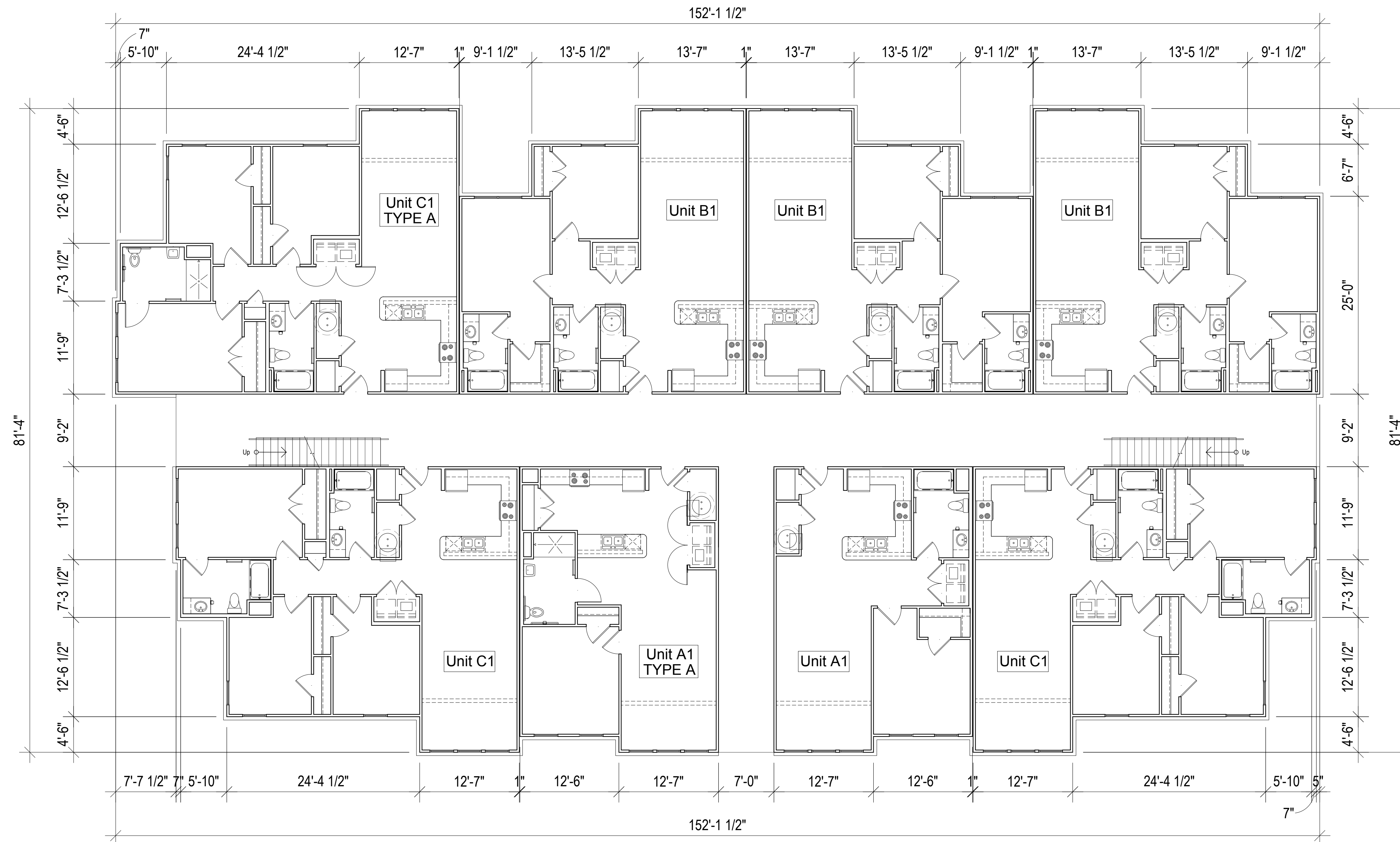
Columbia, South Carolina

a Family Apartment Community



Progress Design Studio

The drawings, specifications and design contained herein are instruments of service and remain the sole property of Progress Design Studio, PLLC. The unauthorized reproduction and/or use of these documents without the express written permission of Progress Design Studio, PLLC is prohibited.



1 BUILDING 4 FIRST FLOOR PLAN
SCALE: 1/8" = 1'-0"

Fontaine Dr Owner LP

Sanctuary Landing

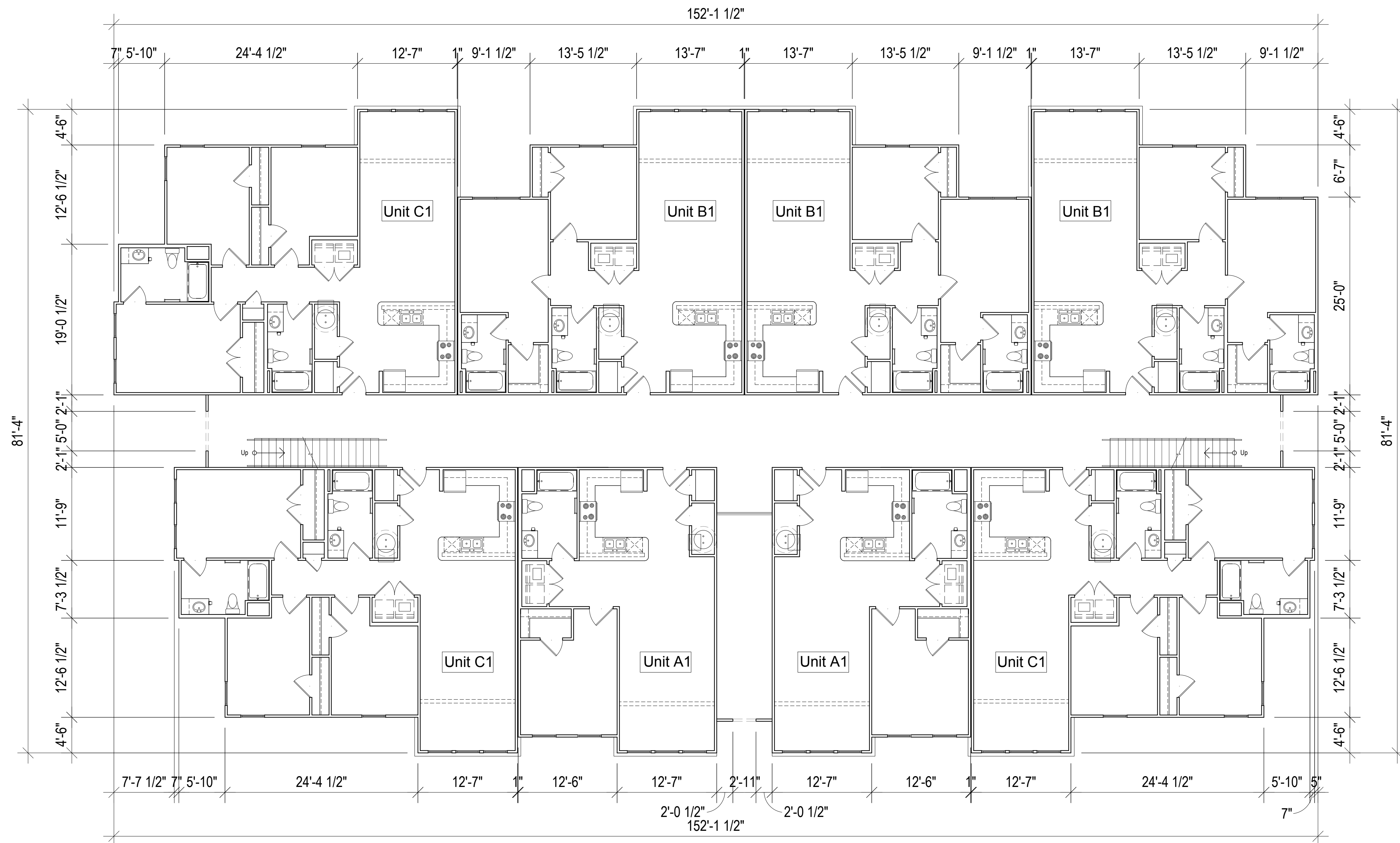
Columbia, South Carolina

a Family Apartment Community



Progress Design Studio

The drawings, specifications and design contained herein are instruments of service and remain the sole property of Progress Design Studio, PLLC. The unauthorized reproduction and/or use of these documents without the express written permission of Progress Design Studio, PLLC is prohibited.



1 BUILDING 4 SECOND FLOOR PLAN
SCALE: 1/8" = 1'-0"

Fontaine Dr Owner LP

Sanctuary Landing

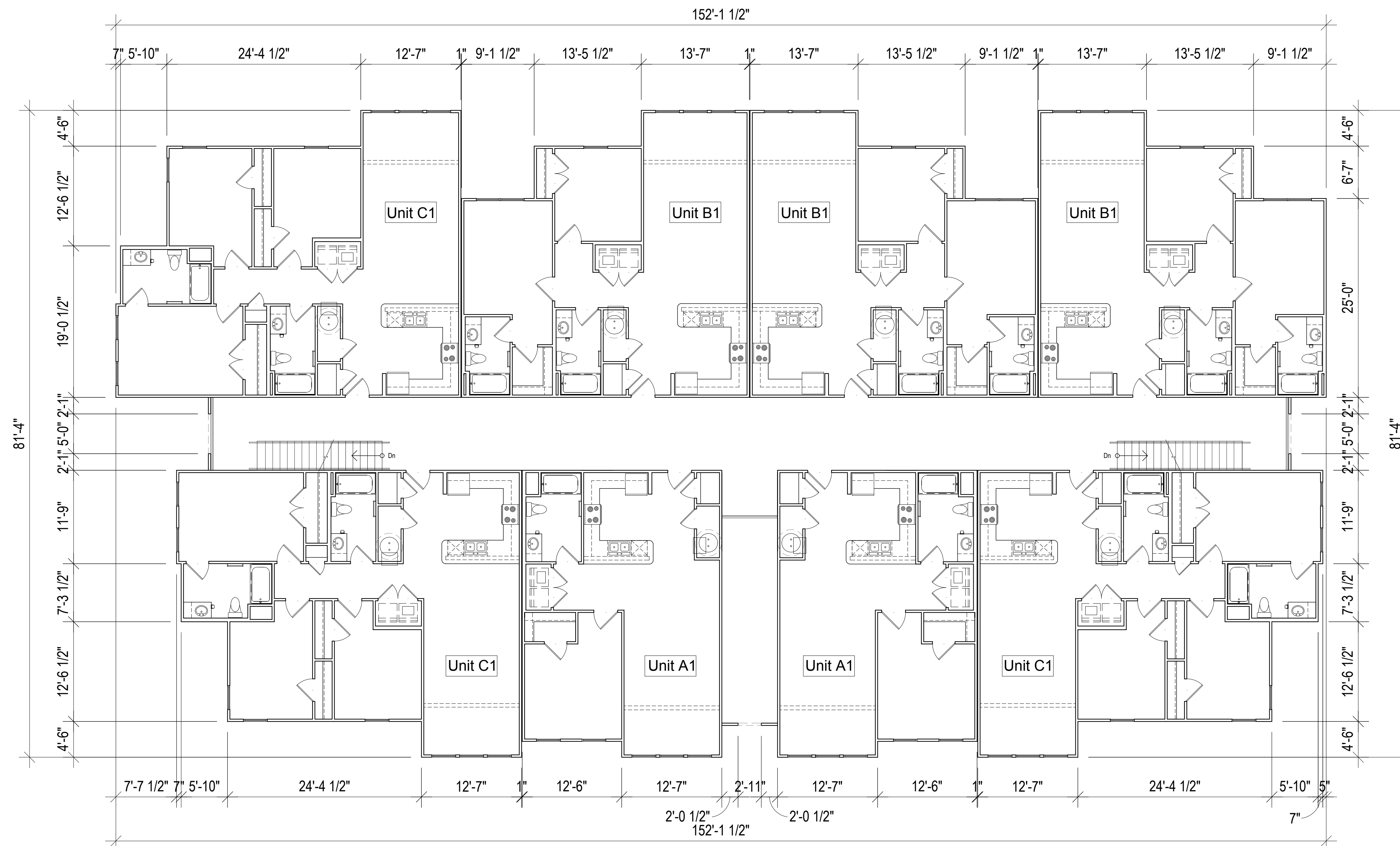
Columbia, South Carolina

a Family Apartment Community



Progress Design Studio

The drawings, specifications and design contained herein are instruments of service and remain the sole property of Progress Design Studio, PLLC. The unauthorized reproduction and/or use of these documents without the express written permission of Progress Design Studio, PLLC is prohibited.



1 BUILDING 4 THIRD FLOOR PLAN
SCALE: 1/8" = 1'-0"

Fontaine Dr Owner LP

Sanctuary Landing

Columbia, South Carolina

a Family Apartment Community



Progress Design Studio

The drawings, specifications and design contained herein are instruments of service and remain the sole property of Progress Design Studio, PLLC. The unauthorized reproduction and/or use of these documents without the express written permission of Progress Design Studio, PLLC is prohibited.



2 BUILDING 4 LEFT ELEVATION
SCALE: 1/8" = 1'-0"



1 BUILDING 4 FRONT ELEVATION
SCALE: 1/8" = 1'-0"

Fontaine Dr Owner LP

Sanctuary Landing

Columbia, South Carolina

a Family Apartment Community



Progress Design Studio

The drawings, specifications and design contained herein are instruments of service and remain the sole property of Progress Design Studio, PLLC. The unauthorized reproduction and/or use of these documents without the express written permission of Progress Design Studio, PLLC is prohibited.



2 BUILDING 4 RIGHT ELEVATION
SCALE: 1/8" = 1'-0"



1 BUILDING 4 REAR ELEVATION
SCALE: 1/8" = 1'-0"

Fontaine Dr Owner LP

Sanctuary Landing

Columbia, South Carolina

a Family Apartment Community



Progress Design Studio

The drawings, specifications and design contained herein are instruments of service and remain the sole property of Progress Design Studio, PLLC. The unauthorized reproduction and/or use of these documents without the express written permission of Progress Design Studio, PLLC is prohibited.



1 BUILDING 5 FIRST FLOOR PLAN
SCALE: 1/8" = 1'-0"

Fontaine Dr Owner LP

Sanctuary Landing

Columbia, South Carolina

a Family Apartment Community



Progress Design Studio

The drawings, specifications and design contained herein are instruments of service and remain the sole property of Progress Design Studio, PLLC. The unauthorized reproduction and/or use of these documents without the express written permission of Progress Design Studio, PLLC is prohibited.



1 BUILDING 5 SECOND FLOOR PLAN
SCALE: 1/8" = 1'-0"

Fontaine Dr Owner LP

Sanctuary Landing

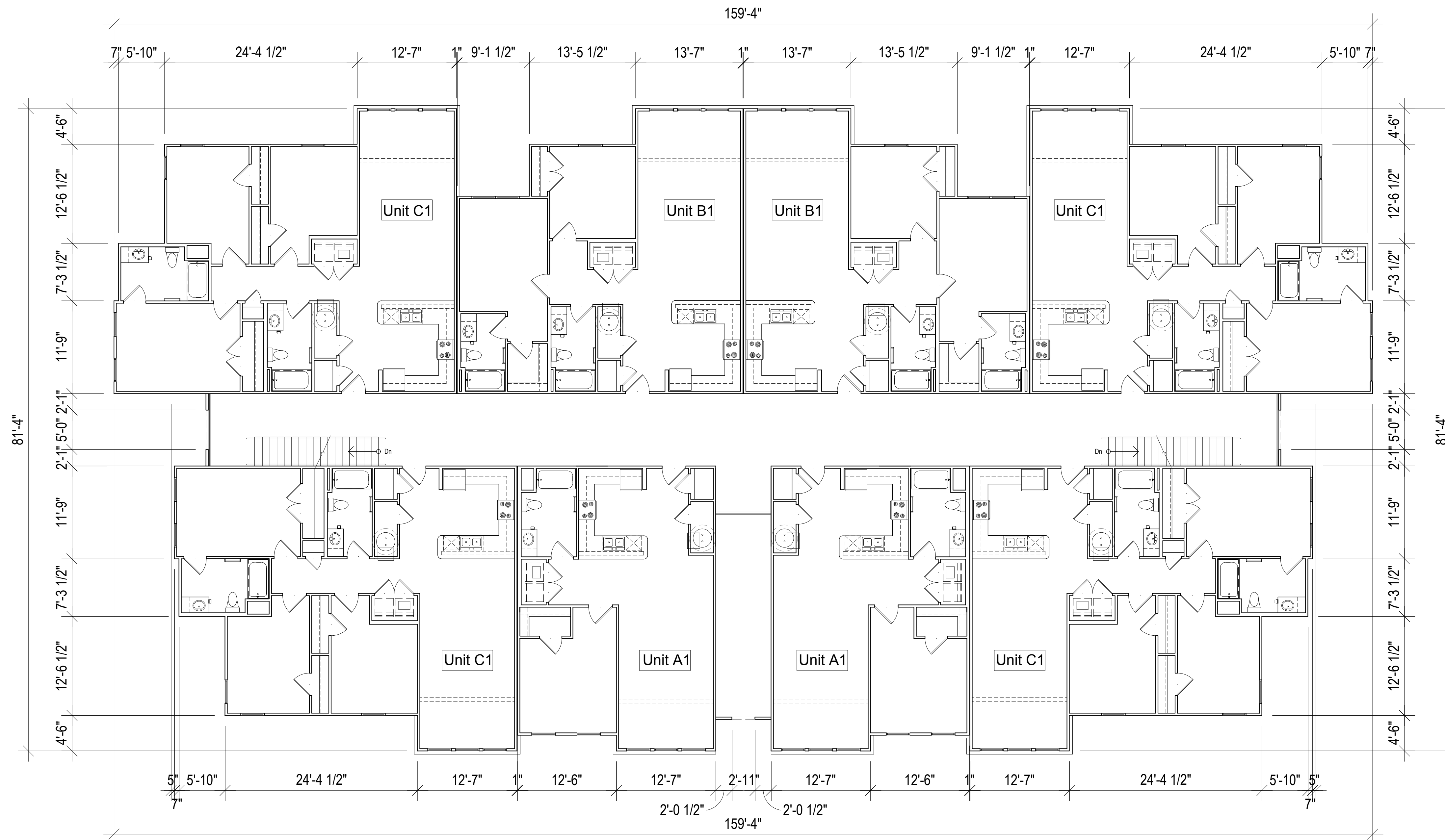
Columbia, South Carolina

a Family Apartment Community



Progress Design Studio

The drawings, specifications and design contained herein are instruments of service and remain the sole property of Progress Design Studio, PLLC. The unauthorized reproduction and/or use of these documents without the express written permission of Progress Design Studio, PLLC is prohibited.



1 BUILDING 5 THIRD FLOOR PLAN
SCALE: 1/8" = 1'-0"

Fontaine Dr Owner LP

Sanctuary Landing

Columbia, South Carolina

a Family Apartment Community



Progress Design Studio

The drawings, specifications and design contained herein are instruments of service and remain the sole property of Progress Design Studio, PLLC. The unauthorized reproduction and/or use of these documents without the express written permission of Progress Design Studio, PLLC is prohibited.



2 BUILDING 5 LEFT ELEVATION
SCALE: 1/8" = 1'-0"



1 BUILDING 5 FRONT ELEVATION
SCALE: 1/8" = 1'-0"

Fontaine Dr Owner LP

Sanctuary Landing

Columbia, South Carolina

a Family Apartment Community



Progress Design Studio

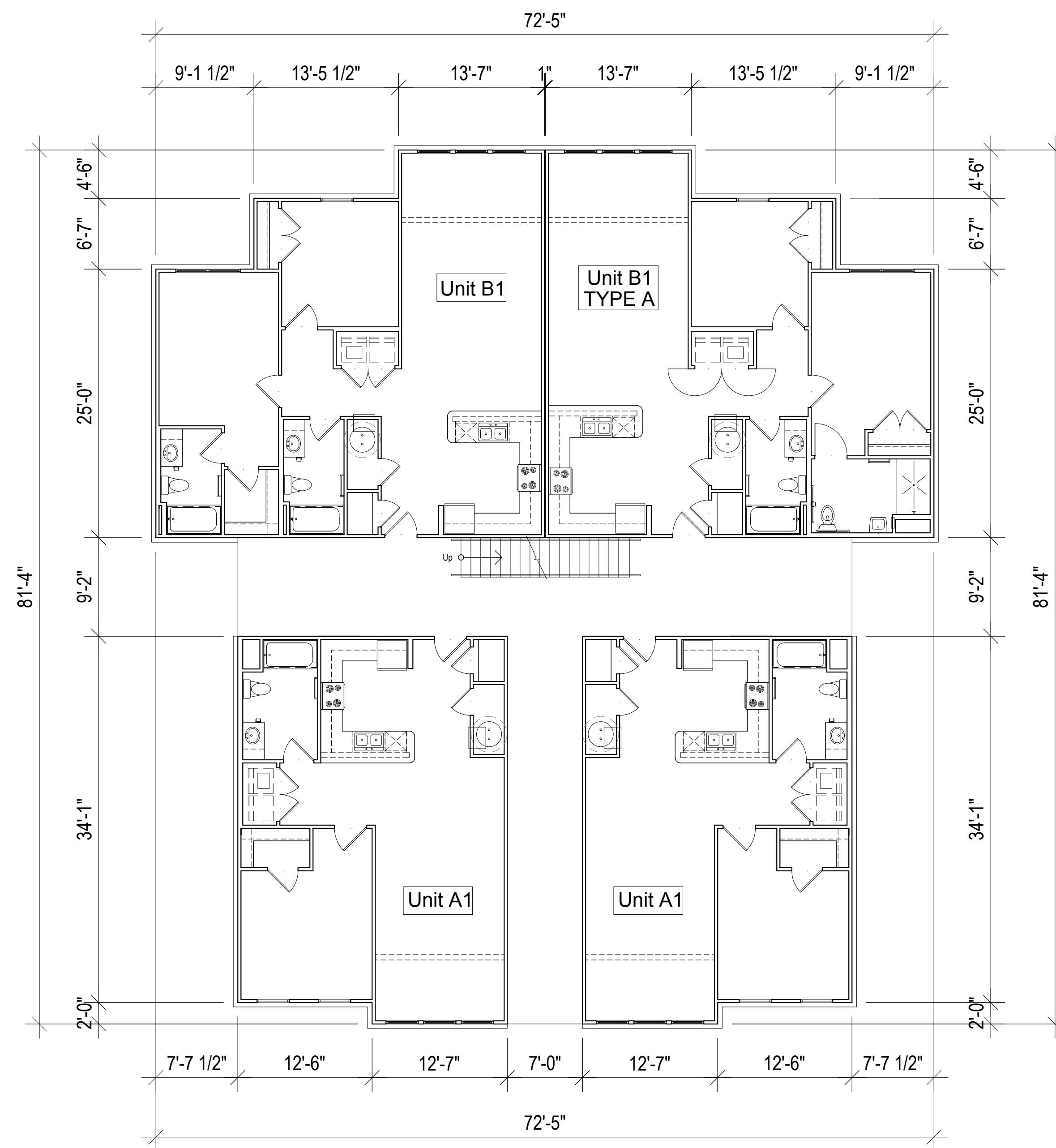
The drawings, specifications and design contained herein are instruments of service and remain the sole property of Progress Design Studio, PLLC. The unauthorized reproduction and/or use of these documents without the express written permission of Progress Design Studio, PLLC is prohibited.



2 BUILDING 5 RIGHT ELEVATION
SCALE: 1/8" = 1'-0"



1 BUILDING 5 REAR ELEVATION
SCALE: 1/8" = 1'-0"



1 BUILDING 6 FIRST FLOOR PLAN
SCALE: 1/8" = 1'-0"

Fontaine Dr Owner LP

Sanctuary Landing

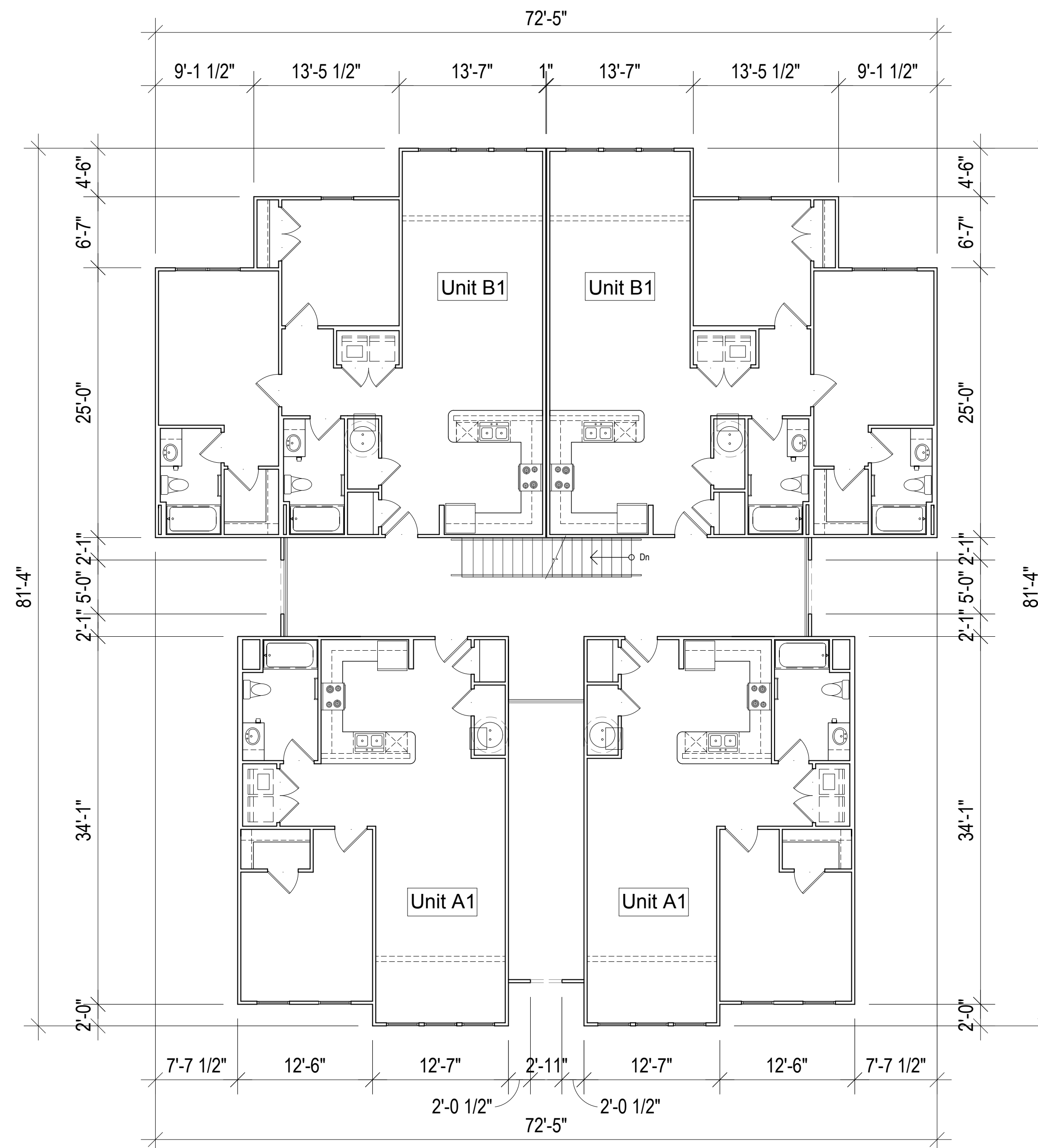
Columbia, South Carolina

a Family Apartment Community



Progress Design Studio

The drawings, specifications and design contained herein are instruments of service and remain the sole property of Progress Design Studio, PLLC. The unauthorized reproduction and/or use of these documents without the express written permission of Progress Design Studio, PLLC is prohibited.



1 BUILDING 6 SECOND FLOOR PLAN
SCALE: 1/8" = 1'-0"

Fontaine Dr Owner LP

Sanctuary Landing

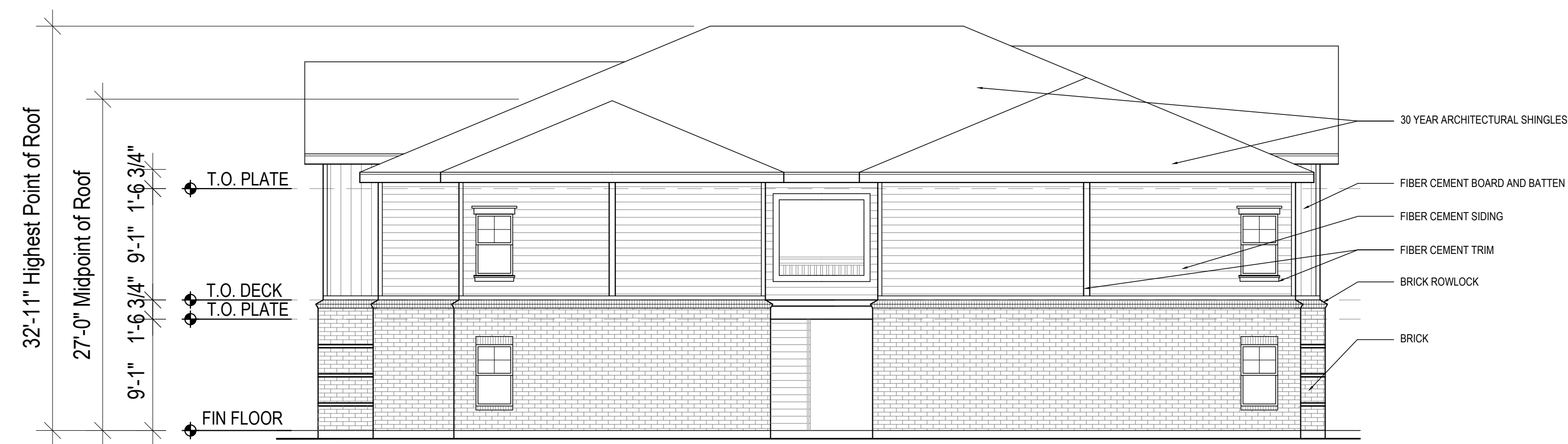
Columbia, South Carolina

a Family Apartment Community



Progress Design Studio

The drawings, specifications and design contained herein are instruments of service and remain the sole property of Progress Design Studio, PLLC. The unauthorized reproduction and/or use of these documents without the express written permission of Progress Design Studio, PLLC is prohibited.



2 BUILDING 6 LEFT ELEVATION
SCALE: 1/8" = 1'-0"



1 BUILDING 6 FRONT ELEVATION
SCALE: 1/8" = 1'-0"

Fontaine Dr Owner LP

Sanctuary Landing

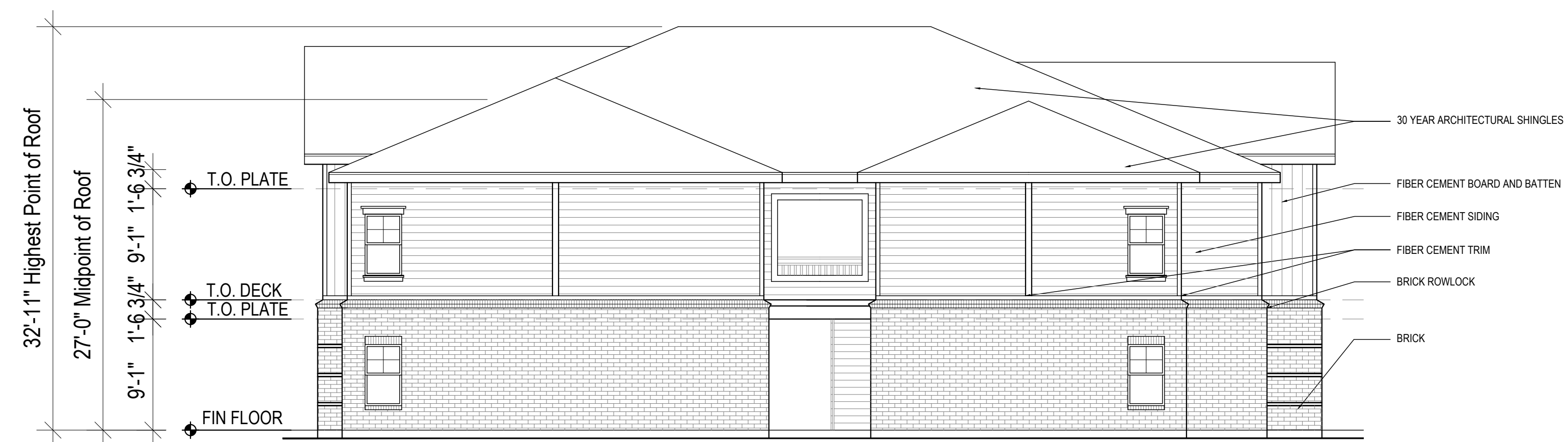
Columbia, South Carolina

a Family Apartment Community



Progress Design Studio

The drawings, specifications and design contained herein are instruments of service and remain the sole property of Progress Design Studio, PLLC. The unauthorized reproduction and/or use of these documents without the express written permission of Progress Design Studio, PLLC is prohibited.



2 BUILDING 6 RIGHT ELEVATION
SCALE: 1/8" = 1'-0"



1 BUILDING 6 REAR ELEVATION
SCALE: 1/8" = 1'-0"

Fontaine Dr Owner LP

Sanctuary Landing

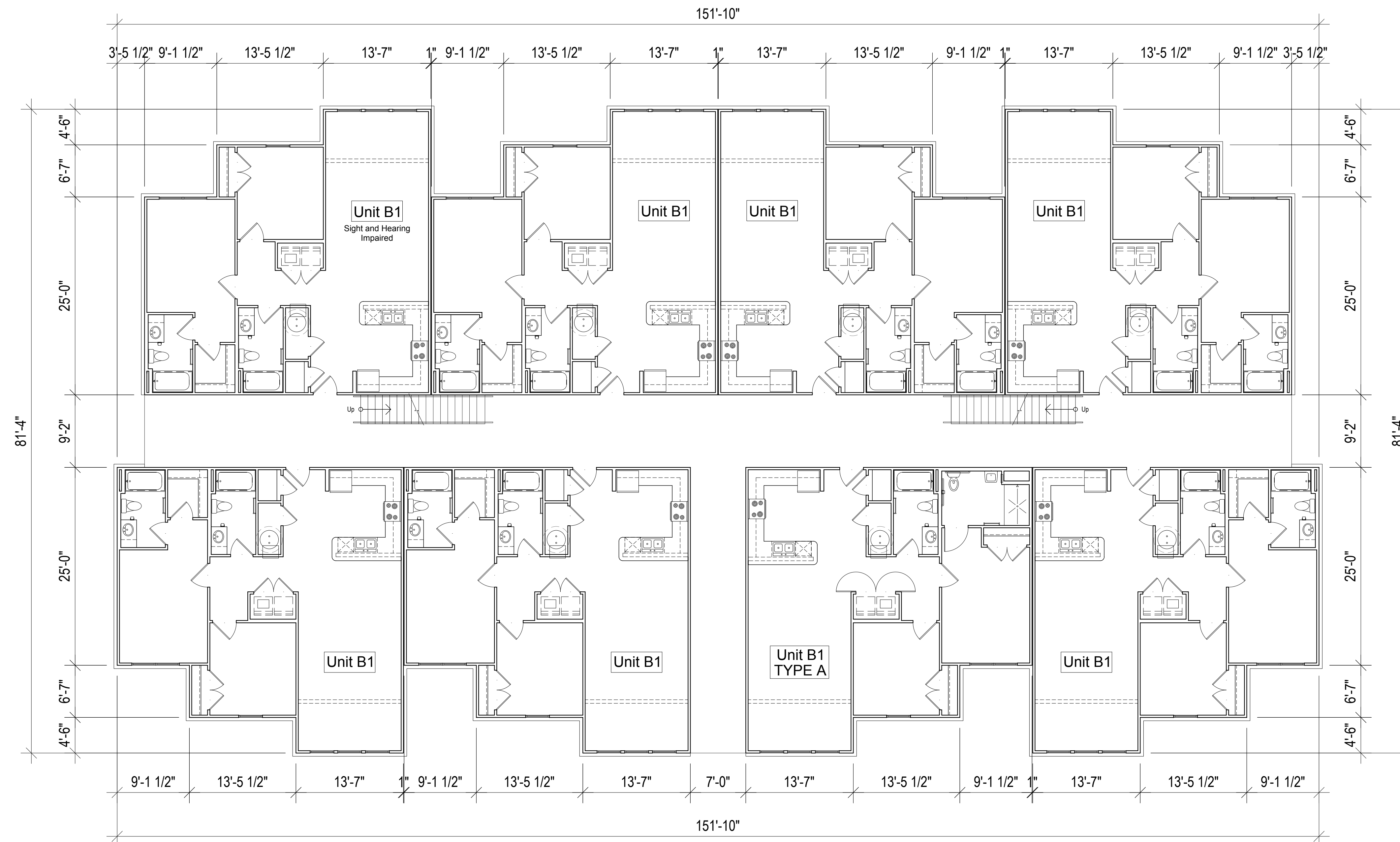
Columbia, South Carolina

a Family Apartment Community



Progress Design Studio

The drawings, specifications and design contained herein are instruments of service and remain the sole property of Progress Design Studio, PLLC. The unauthorized reproduction and/or use of these documents without the express written permission of Progress Design Studio, PLLC is prohibited.



1 BUILDING 7 FIRST FLOOR PLAN
SCALE: 1/8" = 1'-0"

Fontaine Dr Owner LP

Sanctuary Landing

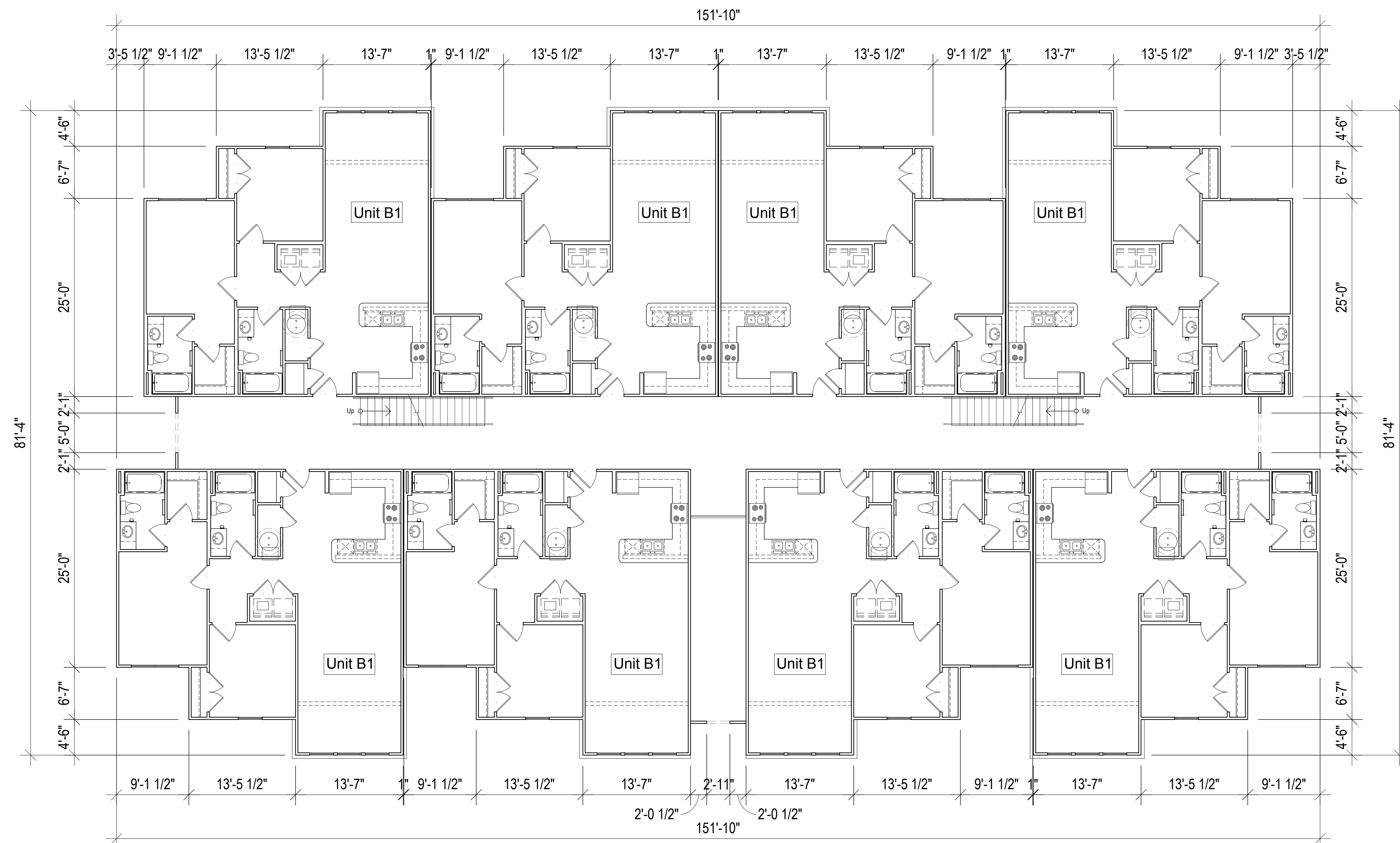
Columbia, South Carolina

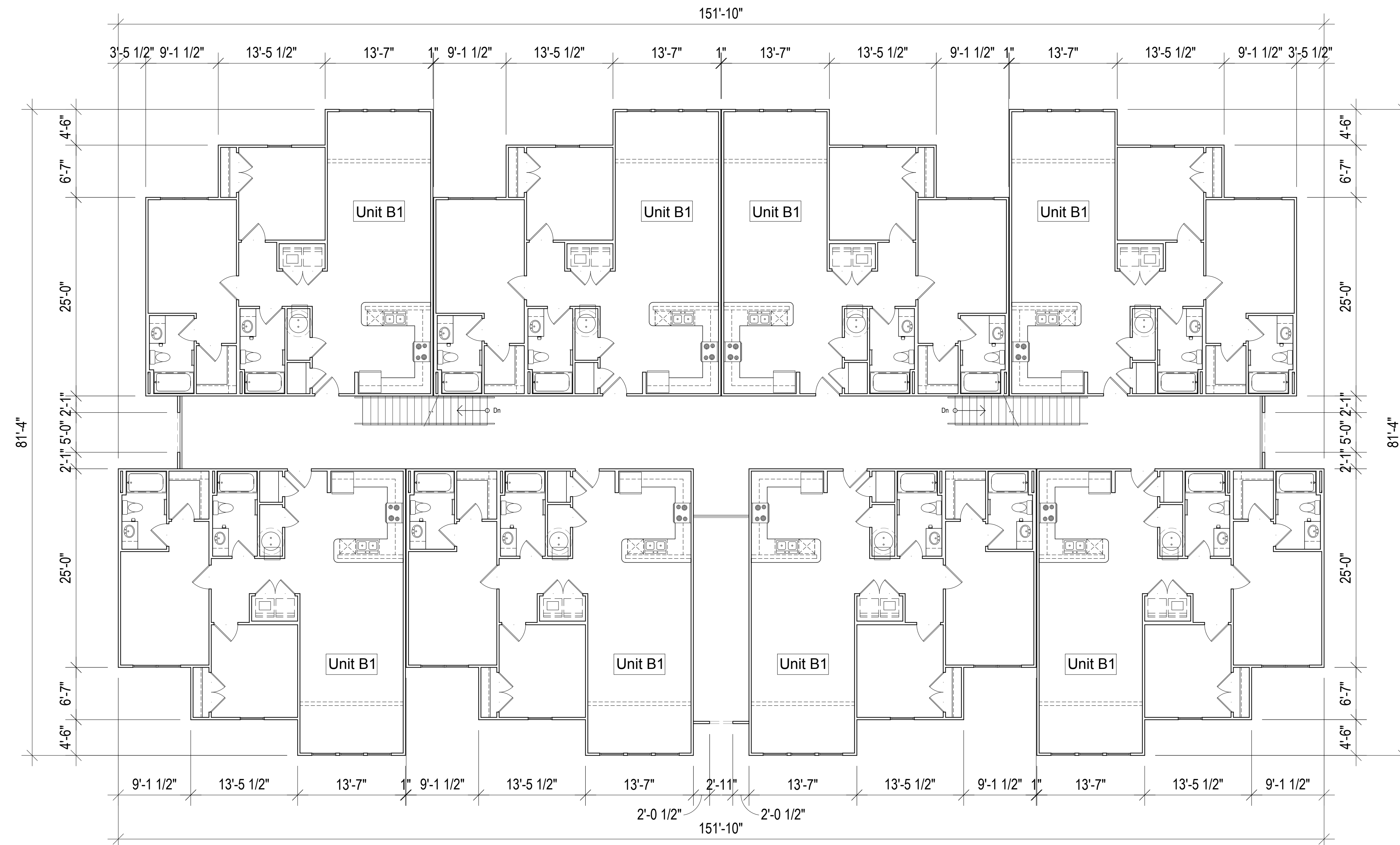
a Family Apartment Community



Progress Design Studio

The drawings, specifications and design contained herein are instruments of service and remain the sole property of Progress Design Studio, PLLC. The unauthorized reproduction and/or use of these documents without the express written permission of Progress Design Studio, PLLC is prohibited.





1 BUILDING 7 THIRD FLOOR PLAN
SCALE: 1/8" = 1'-0"

Fontaine Dr Owner LP

Sanctuary Landing

Columbia, South Carolina

a Family Apartment Community



Progress Design Studio

The drawings, specifications and design contained herein are instruments of service and remain the sole property of Progress Design Studio, PLLC. The unauthorized reproduction and/or use of these documents without the express written permission of Progress Design Studio, PLLC is prohibited.



2 BUILDING 7 LEFT ELEVATION
SCALE: 1/8" = 1'-0"



1 BUILDING 7 FRONT ELEVATION
SCALE: 1/8" = 1'-0"

Fontaine Dr Owner LP

Sanctuary Landing

Columbia, South Carolina

a Family Apartment Community



Progress Design Studio

The drawings, specifications and design contained herein are instruments of service and remain the sole property of Progress Design Studio, PLLC. The unauthorized reproduction and/or use of these documents without the express written permission of Progress Design Studio, PLLC is prohibited.



2 BUILDING 7 RIGHT ELEVATION
SCALE: 1/8" = 1'-0"



1 BUILDING 7 REAR ELEVATION
SCALE: 1/8" = 1'-0"

Fontaine Dr Owner LP

Sanctuary Landing

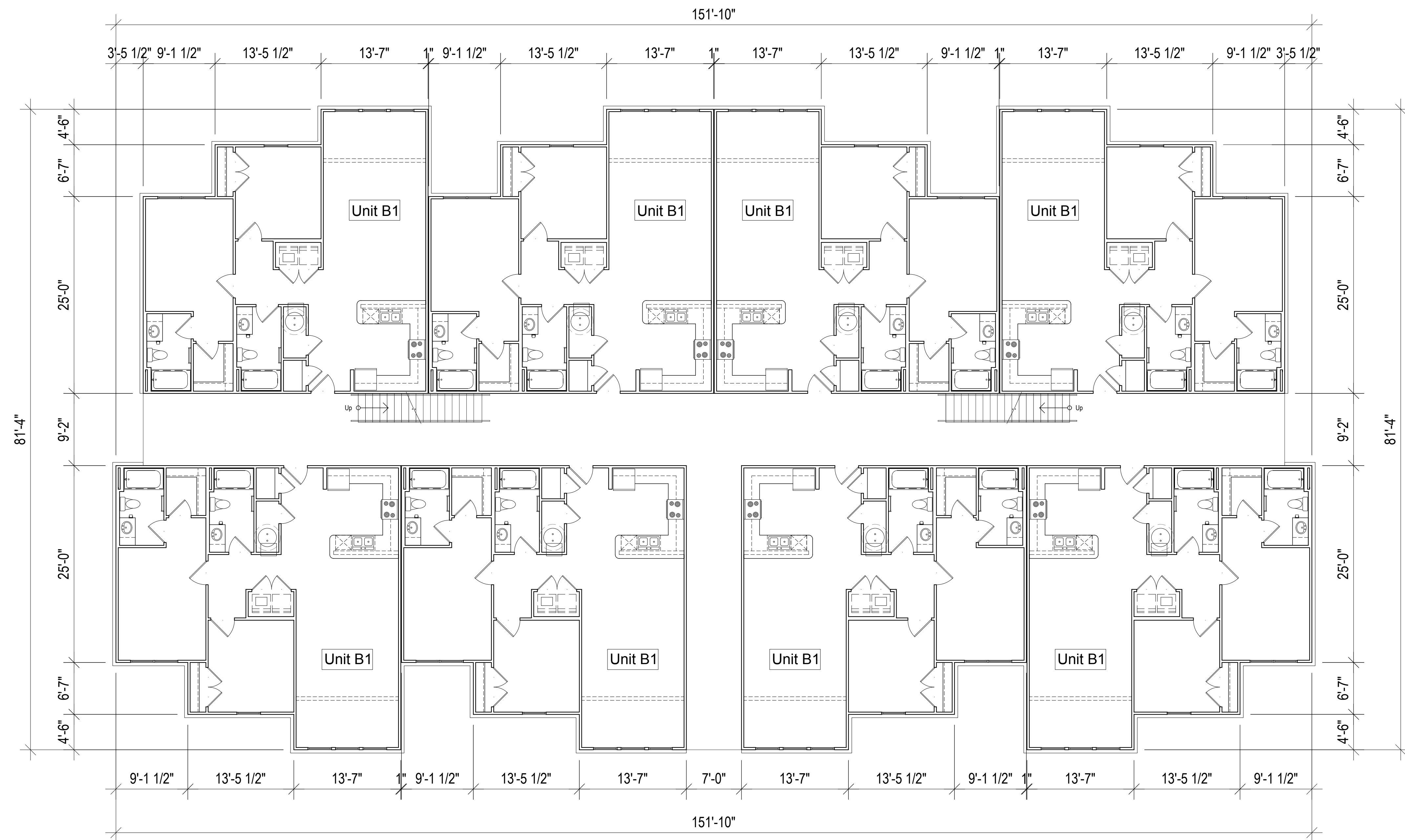
Columbia, South Carolina

a Family Apartment Community



Progress Design Studio

The drawings, specifications and design contained herein are instruments of service and remain the sole property of Progress Design Studio, PLLC. The unauthorized reproduction and/or use of these documents without the express written permission of Progress Design Studio, PLLC is prohibited.



1 BUILDING 8 FIRST FLOOR PLAN
SCALE: 1/8" = 1'-0"

Fontaine Dr Owner LP

Sanctuary Landing

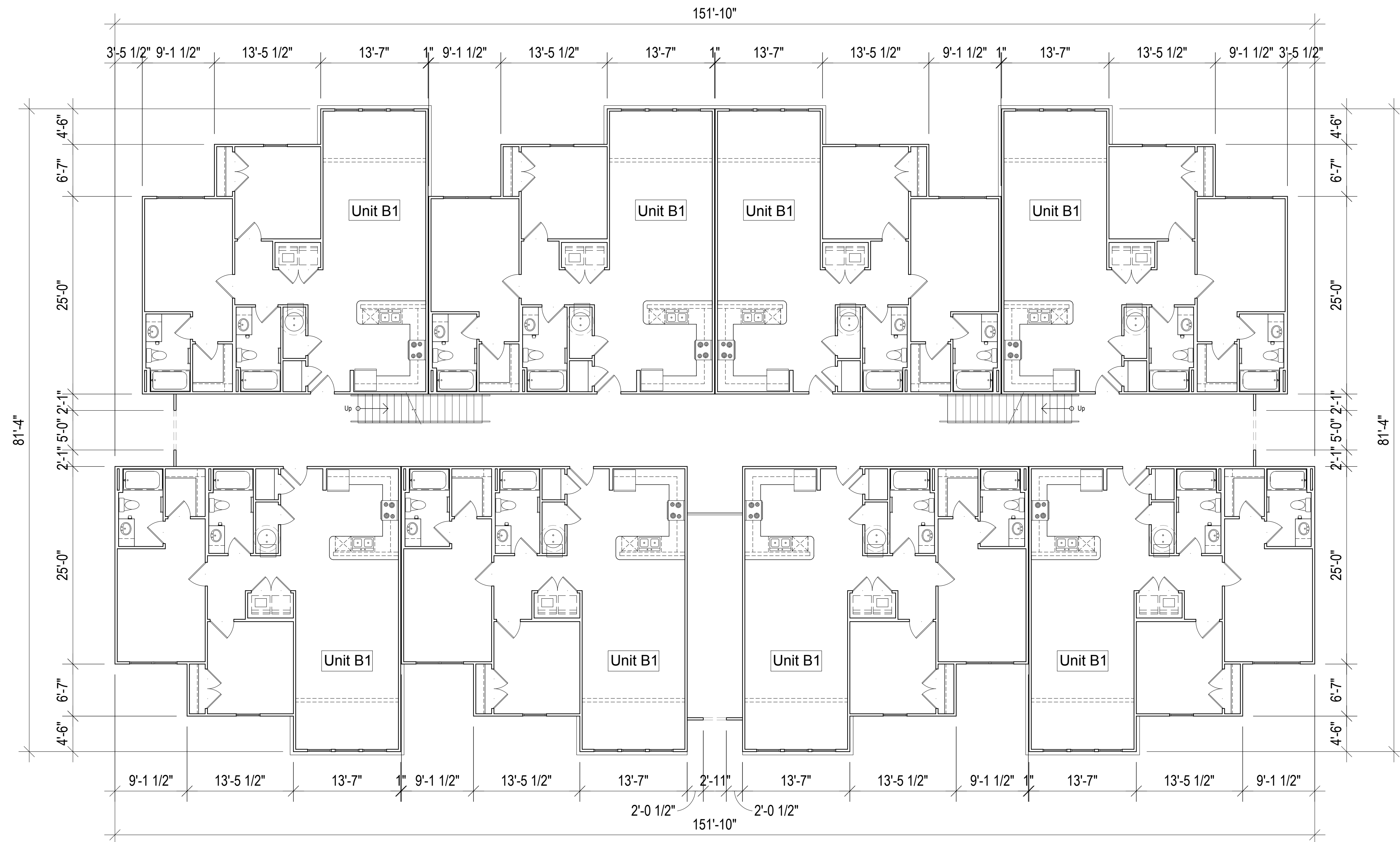
Columbia, South Carolina

a Family Apartment Community



Progress Design Studio

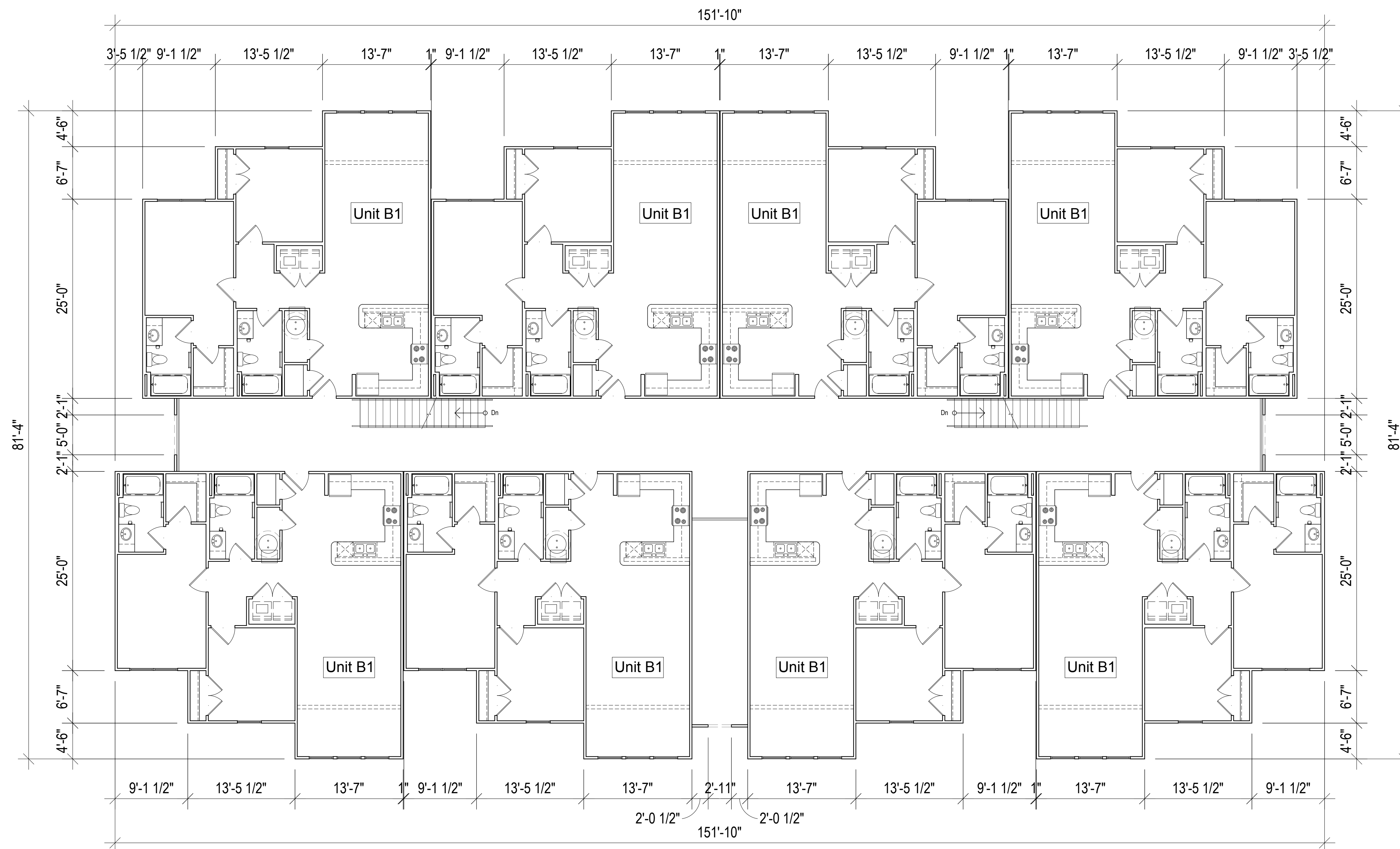
The drawings, specifications and design contained herein are instruments of service and remain the sole property of Progress Design Studio, PLLC. The unauthorized reproduction and/or use of these documents without the express written permission of Progress Design Studio, PLLC is prohibited.



1 BUILDING 8 SECOND FLOOR PLAN
SCALE: 1/8" = 1'-0"

Fontaine Dr Owner LP	Sanctuary Landing	Columbia, South Carolina
----------------------	-------------------	--------------------------

a Family Apartment Community



1 BUILDING 8 THIRD FLOOR PLAN
SCALE: 1/8" = 1'-0"

Fontaine Dr Owner LP

Sanctuary Landing

Columbia, South Carolina

a Family Apartment Community



Progress Design Studio

The drawings, specifications and design contained herein are instruments of service and remain the sole property of Progress Design Studio, PLLC. The unauthorized reproduction and/or use of these documents without the express written permission of Progress Design Studio, PLLC is prohibited.



2 BUILDING 8 LEFT ELEVATION
SCALE: 1/8" = 1'-0"



1 BUILDING 8 FRONT ELEVATION
SCALE: 1/8" = 1'-0"

Fontaine Dr Owner LP

Sanctuary Landing

Columbia, South Carolina

a Family Apartment Community



Progress Design Studio

The drawings, specifications and design contained herein are instruments of service and remain the sole property of Progress Design Studio, PLLC. The unauthorized reproduction and/or use of these documents without the express written permission of Progress Design Studio, PLLC is prohibited.



2 BUILDING 8 RIGHT ELEVATION
SCALE: 1/8" = 1'-0"



1 BUILDING 8 REAR ELEVATION
SCALE: 1/8" = 1'-0"

Fontaine Dr Owner LP

Sanctuary Landing

Columbia, South Carolina

a Family Apartment Community



Progress Design Studio

The drawings, specifications and design contained herein are instruments of service and remain the sole property of Progress Design Studio, PLLC. The unauthorized reproduction and/or use of these documents without the express written permission of Progress Design Studio, PLLC is prohibited.



1 BUILDING 9 FIRST FLOOR PLAN
SCALE: 1/8" = 1'-0"

Fontaine Dr Owner LP

Sanctuary Landing

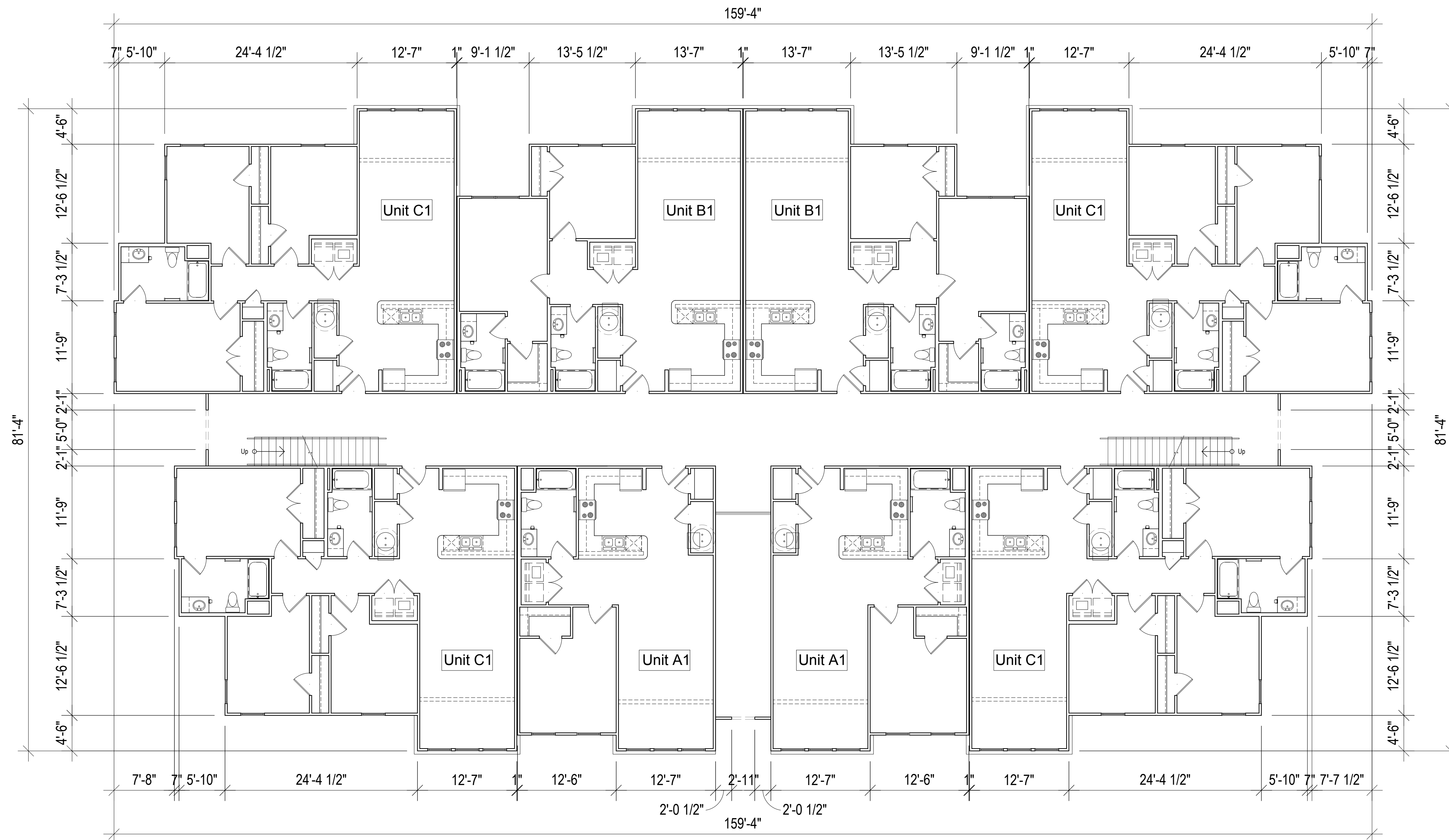
Columbia, South Carolina

a Family Apartment Community



Progress Design Studio

The drawings, specifications and design contained herein are instruments of service and remain the sole property of Progress Design Studio, PLLC. The unauthorized reproduction and/or use of these documents without the express written permission of Progress Design Studio, PLLC is prohibited.



1 BUILDING 9 SECOND FLOOR PLAN
SCALE: 1/8" = 1'-0"

Fontaine Dr Owner LP

Sanctuary Landing

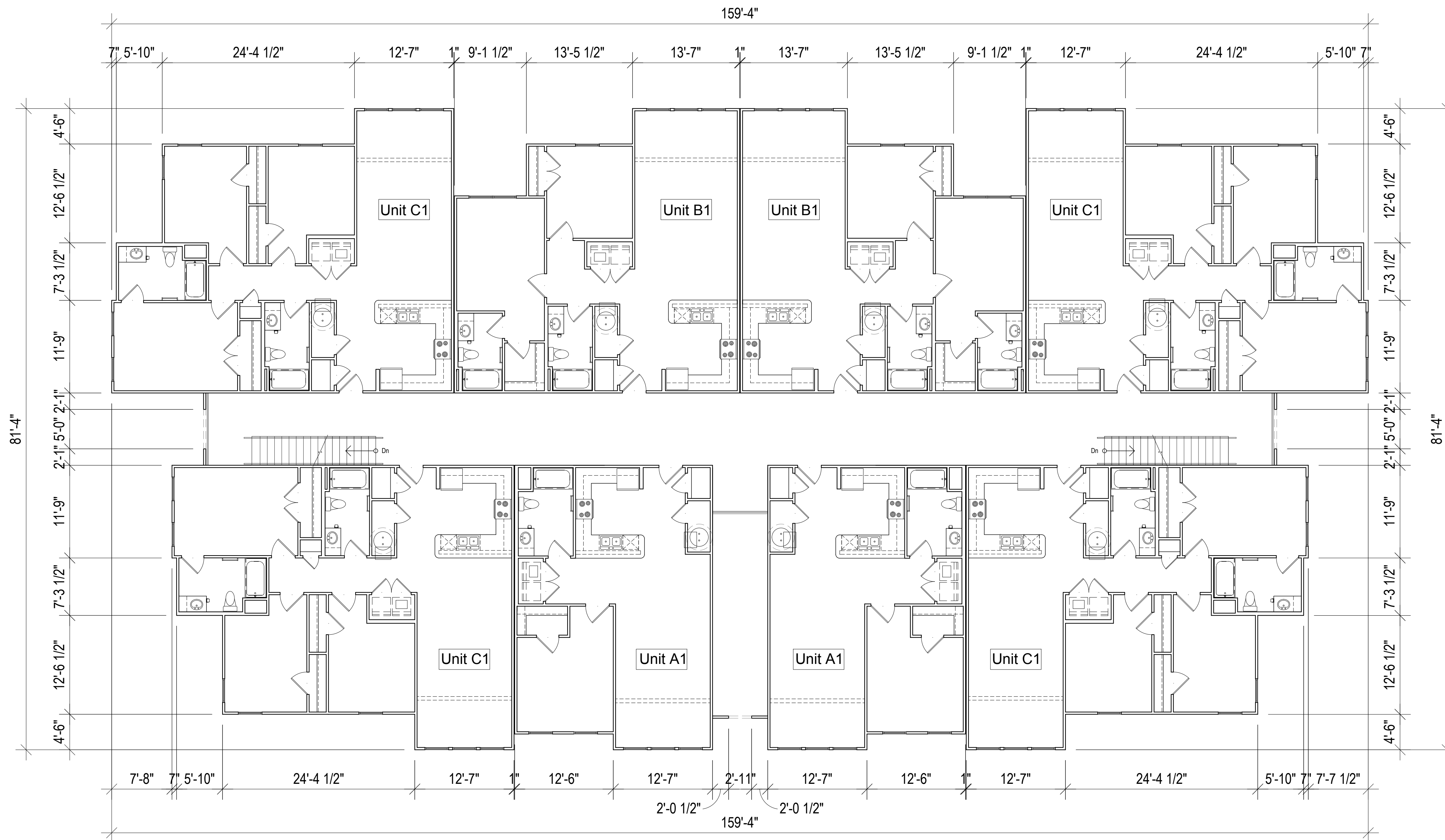
Columbia, South Carolina

a Family Apartment Community



Progress Design Studio

The drawings, specifications and design contained herein are instruments of service and remain the sole property of Progress Design Studio, PLLC. The unauthorized reproduction and/or use of these documents without the express written permission of Progress Design Studio, PLLC is prohibited.



1 BUILDING 9 THIRD FLOOR PLAN
SCALE: 1/8" = 1'-0"

Fontaine Dr Owner LP

Sanctuary Landing

Columbia, South Carolina

a Family Apartment Community



Progress Design Studio

The drawings, specifications and design contained herein are instruments of service and remain the sole property of Progress Design Studio, PLLC. The unauthorized reproduction and/or use of these documents without the express written permission of Progress Design Studio, PLLC is prohibited.



2 BUILDING 9 LEFT ELEVATION
SCALE: 1/8" = 1'-0"



1 BUILDING 9 FRONT ELEVATION
SCALE: 1/8" = 1'-0"

Fontaine Dr Owner LP

Sanctuary Landing

Columbia, South Carolina

a Family Apartment Community



Progress Design Studio

The drawings, specifications and design contained herein are instruments of service and remain the sole property of Progress Design Studio, PLLC. The unauthorized reproduction and/or use of these documents without the express written permission of Progress Design Studio, PLLC is prohibited.



2 BUILDING 9 RIGHT ELEVATION
SCALE: 1/8" = 1'-0"



1 BUILDING 9 REAR ELEVATION
SCALE: 1/8" = 1'-0"

Fontaine Dr Owner LP

Sanctuary Landing

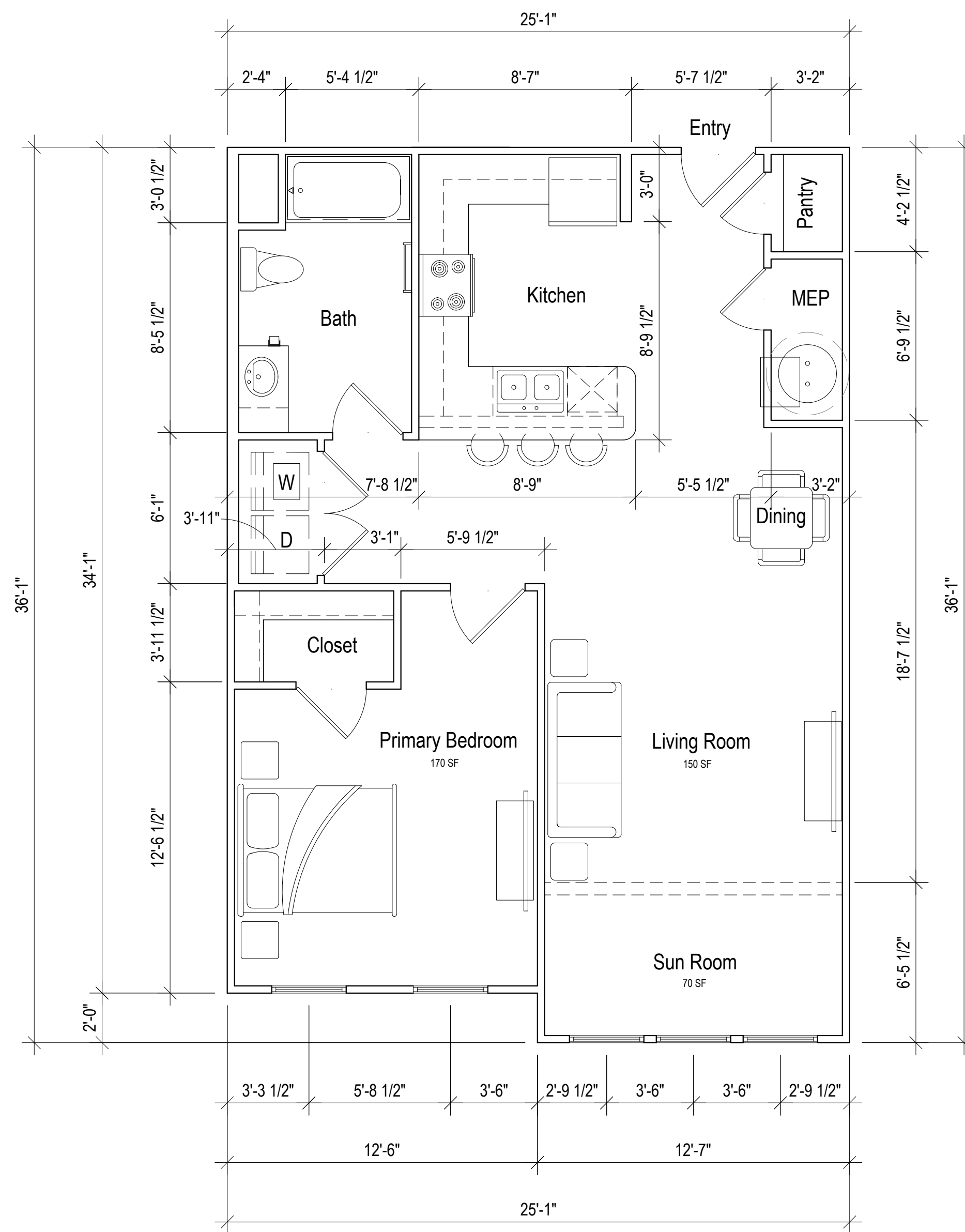
Columbia, South Carolina

a Family Apartment Community



Progress Design Studio

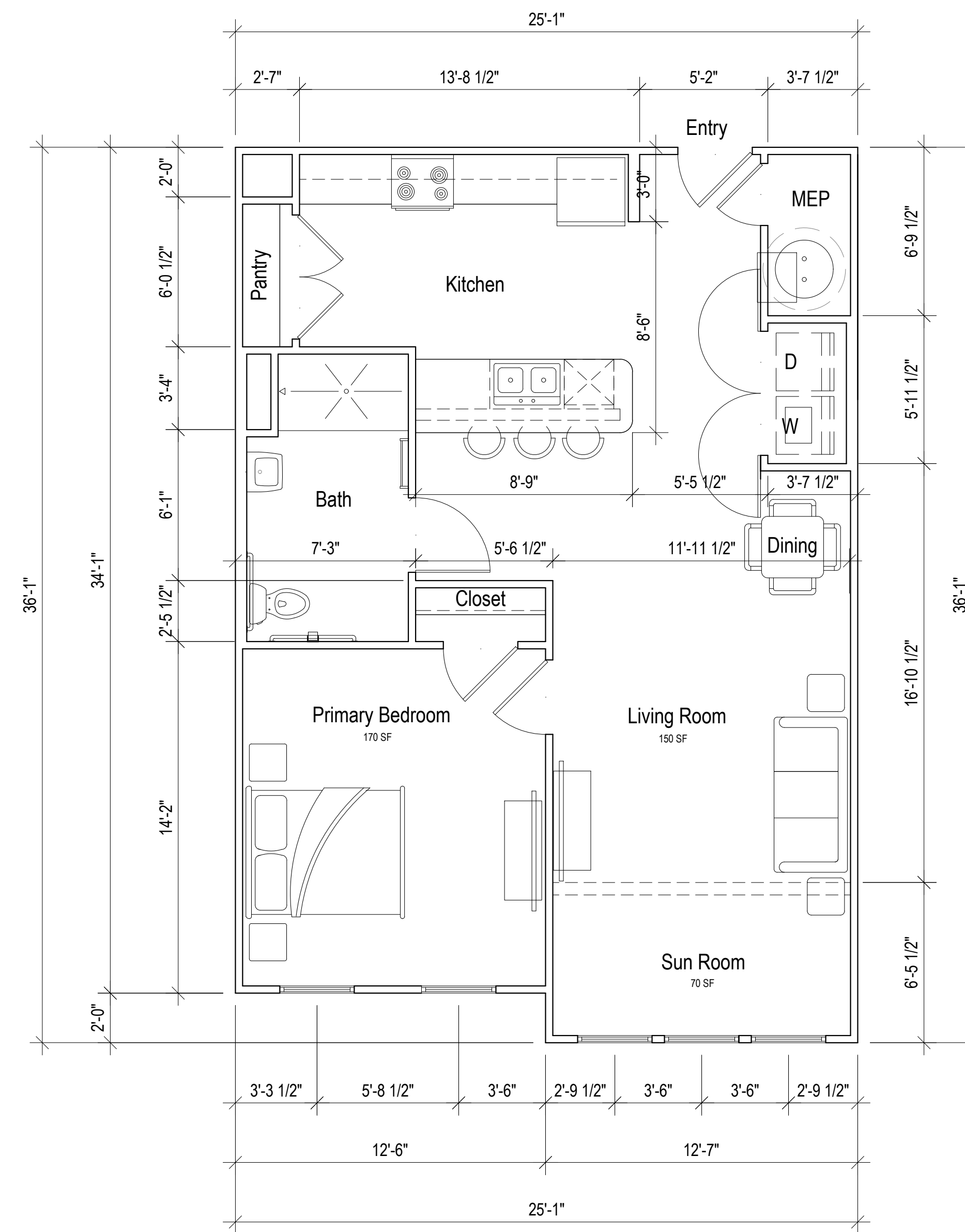
The drawings, specifications and design contained herein are instruments of service and remain the sole property of Progress Design Studio, PLLC. The unauthorized reproduction and/or use of these documents without the express written permission of Progress Design Studio, PLLC is prohibited.



2 UNIT A1 FLOOR PLAN

SCALE: 1/4" = 1'-0"
 Total Square Footage: 886 SF
 Total Heated Square Footage: 836 SF

Note: Unit A1 Hearing and Sight-Impaired floor plan identical



1 UNIT A1-TYPE A FLOOR PLAN

SCALE: 1/4" = 1'-0"
 Total Square Footage: 886 SF
 Total Heated Square Footage: 836 SF

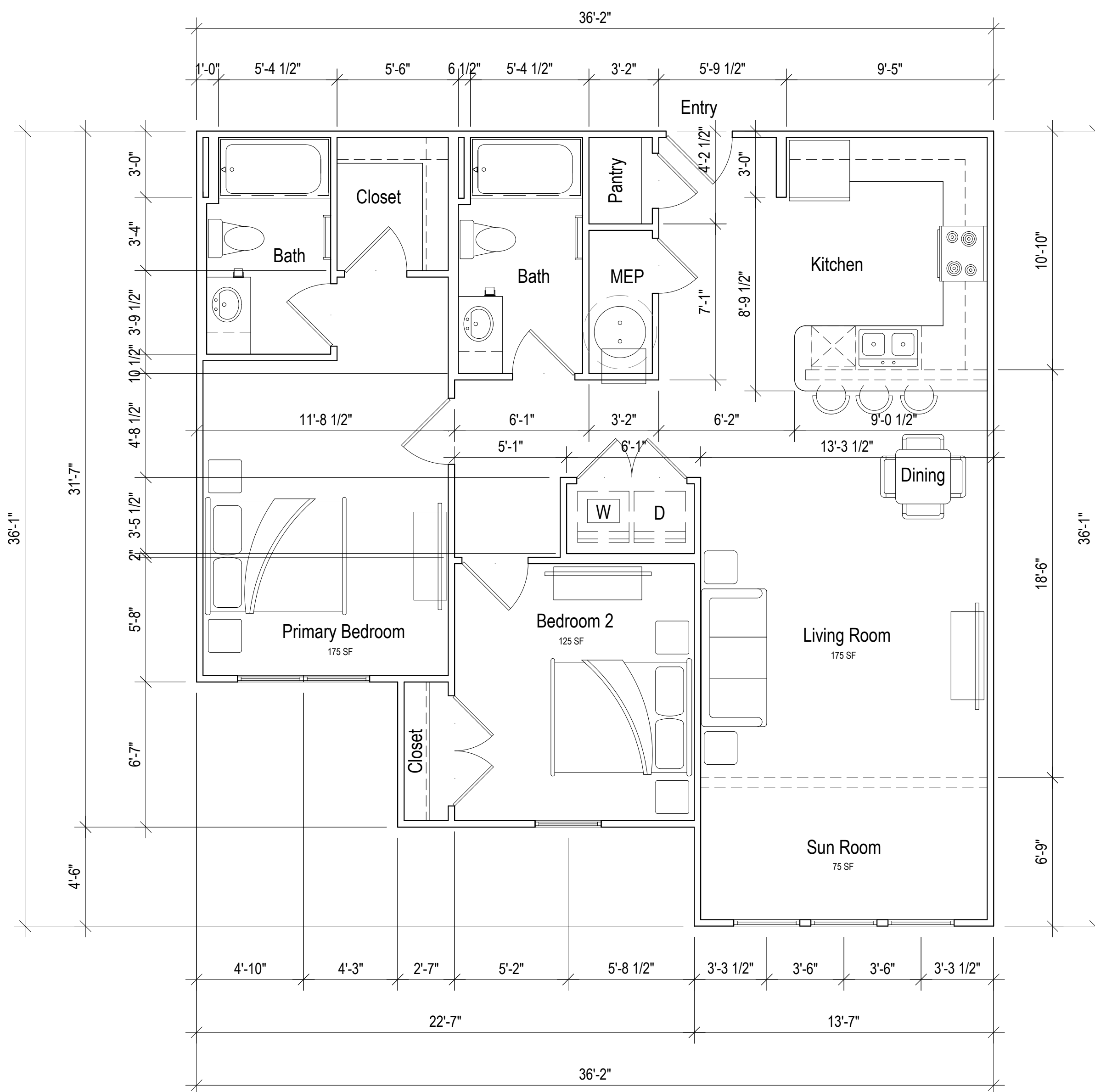
Fontaine Dr Owner LP

Sanctuary Landing

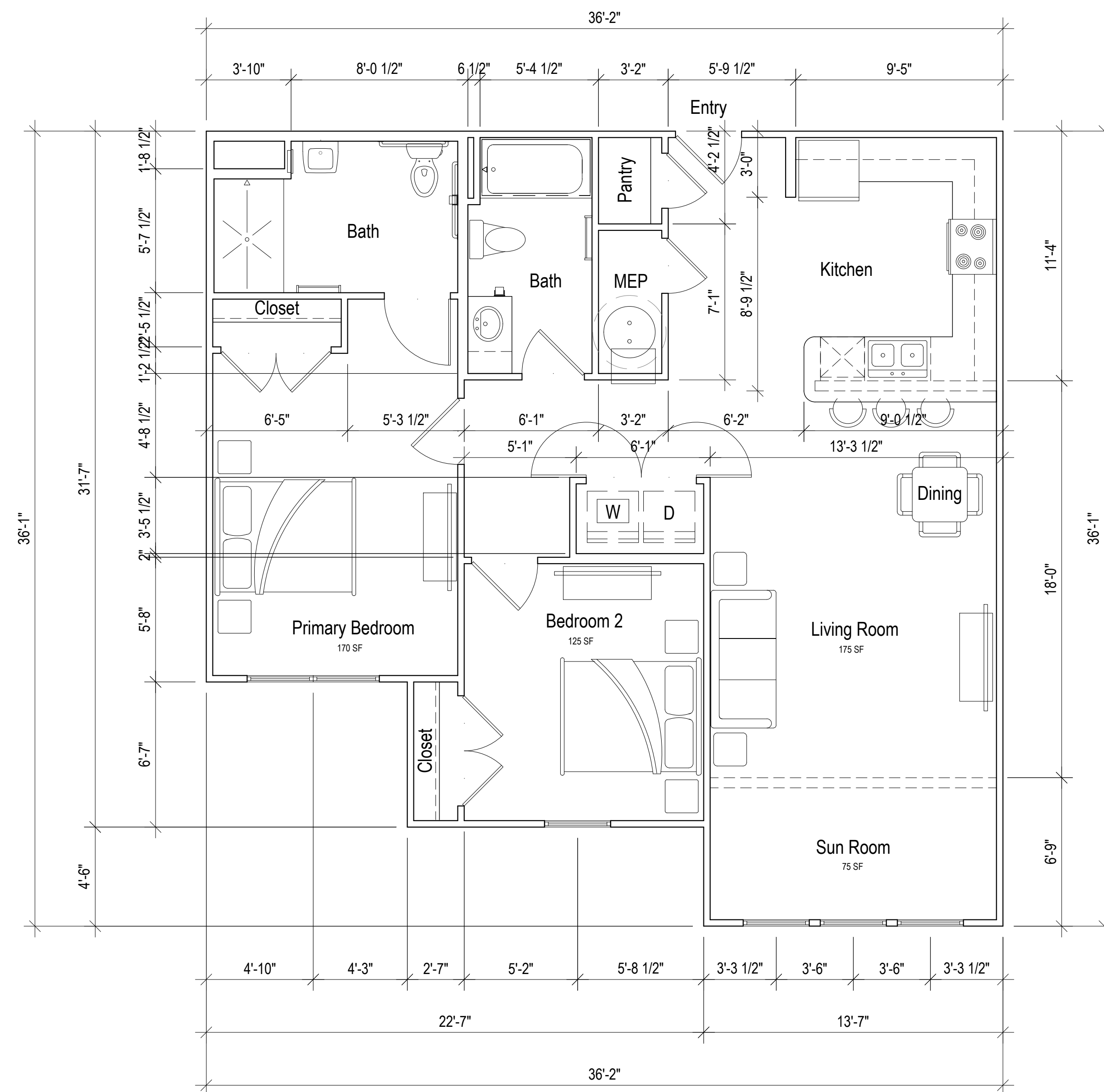
Columbia, South Carolina

a Family Apartment Community

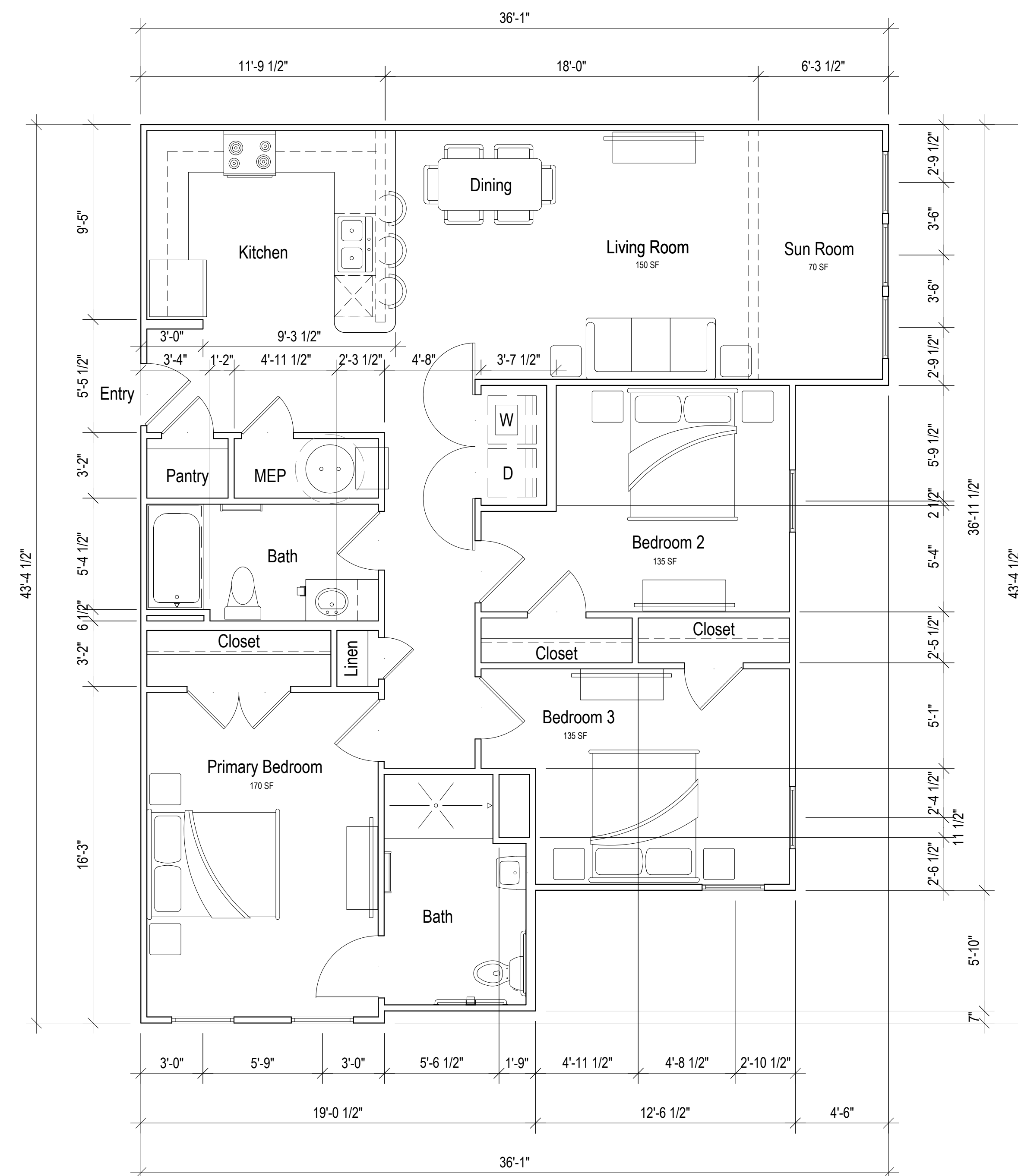
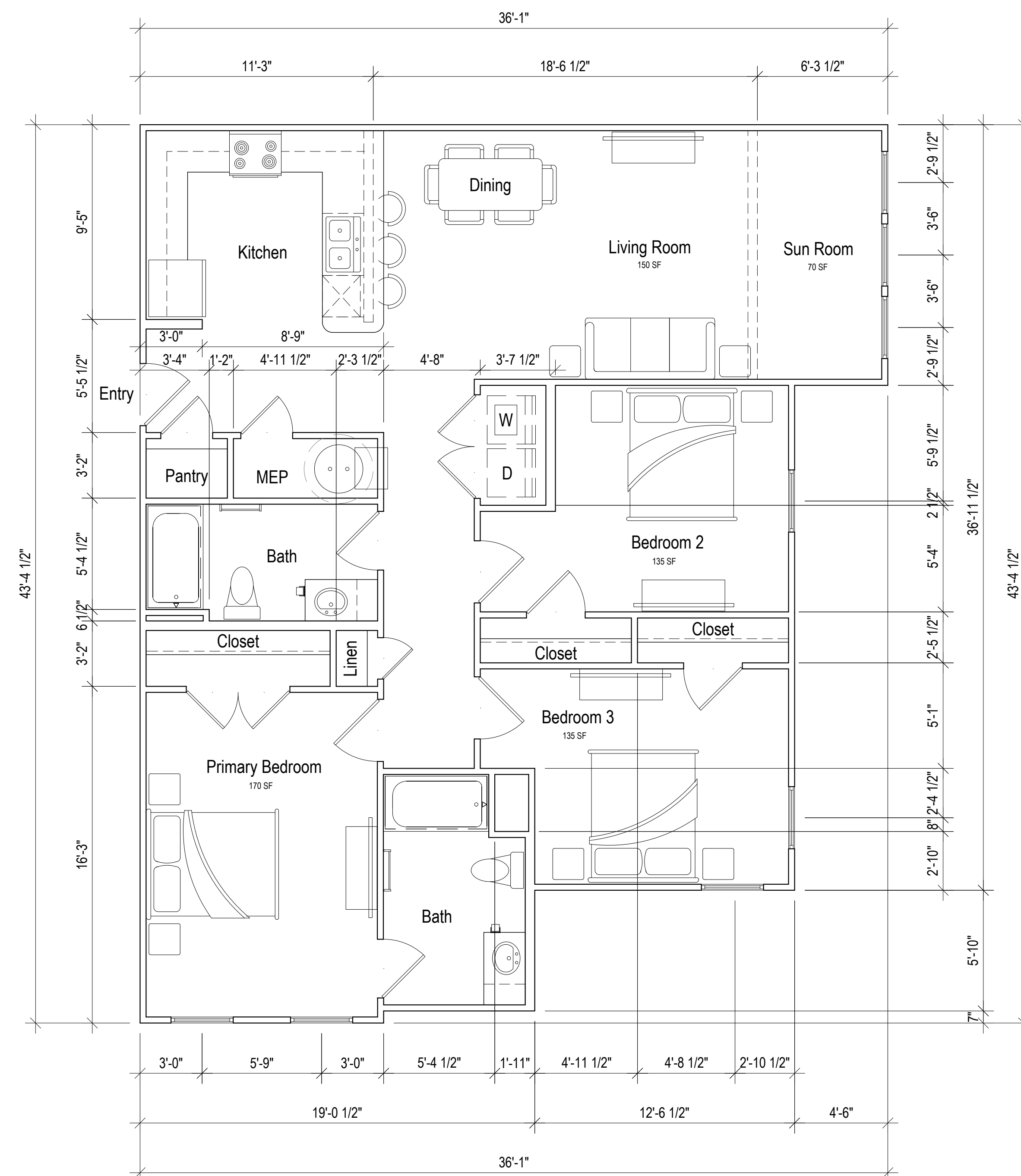




2 UNIT B1 FLOOR PLAN
 SCALE: 1/4" = 1'-0"
 Total Square Footage: 1,147 SF
 Total Heated Square Footage: 1,095 SF
 Note: Unit B1 Hearing and Sight-Impaired floor plan identical



1 UNIT B1-TYPE A FLOOR PLAN
 SCALE: 1/4" = 1'-0"
 Total Square Footage: 1,147 SF
 Total Heated Square Footage: 1,095 SF



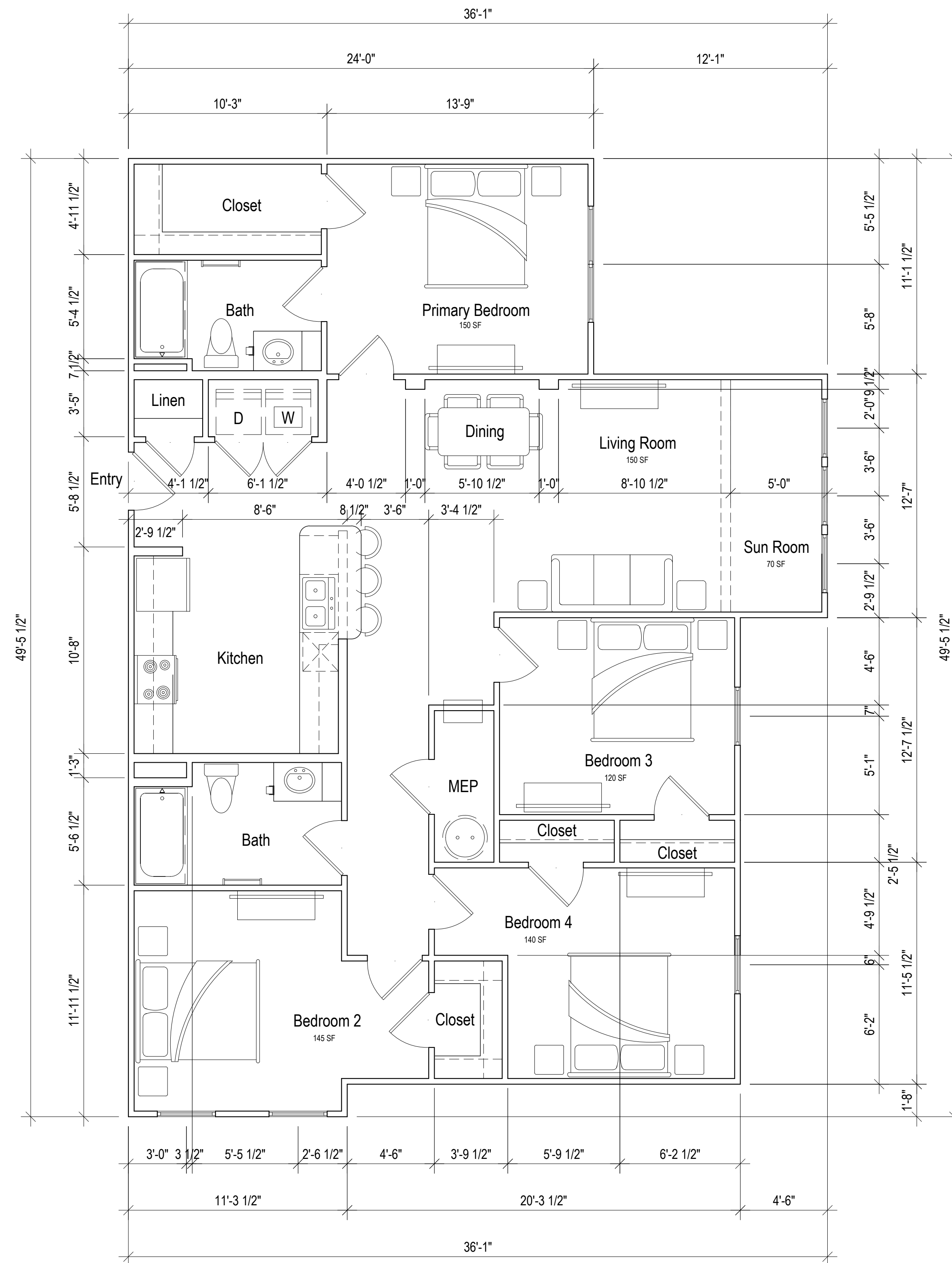
Fontaine Dr Owner LP

Sanctuary Landing

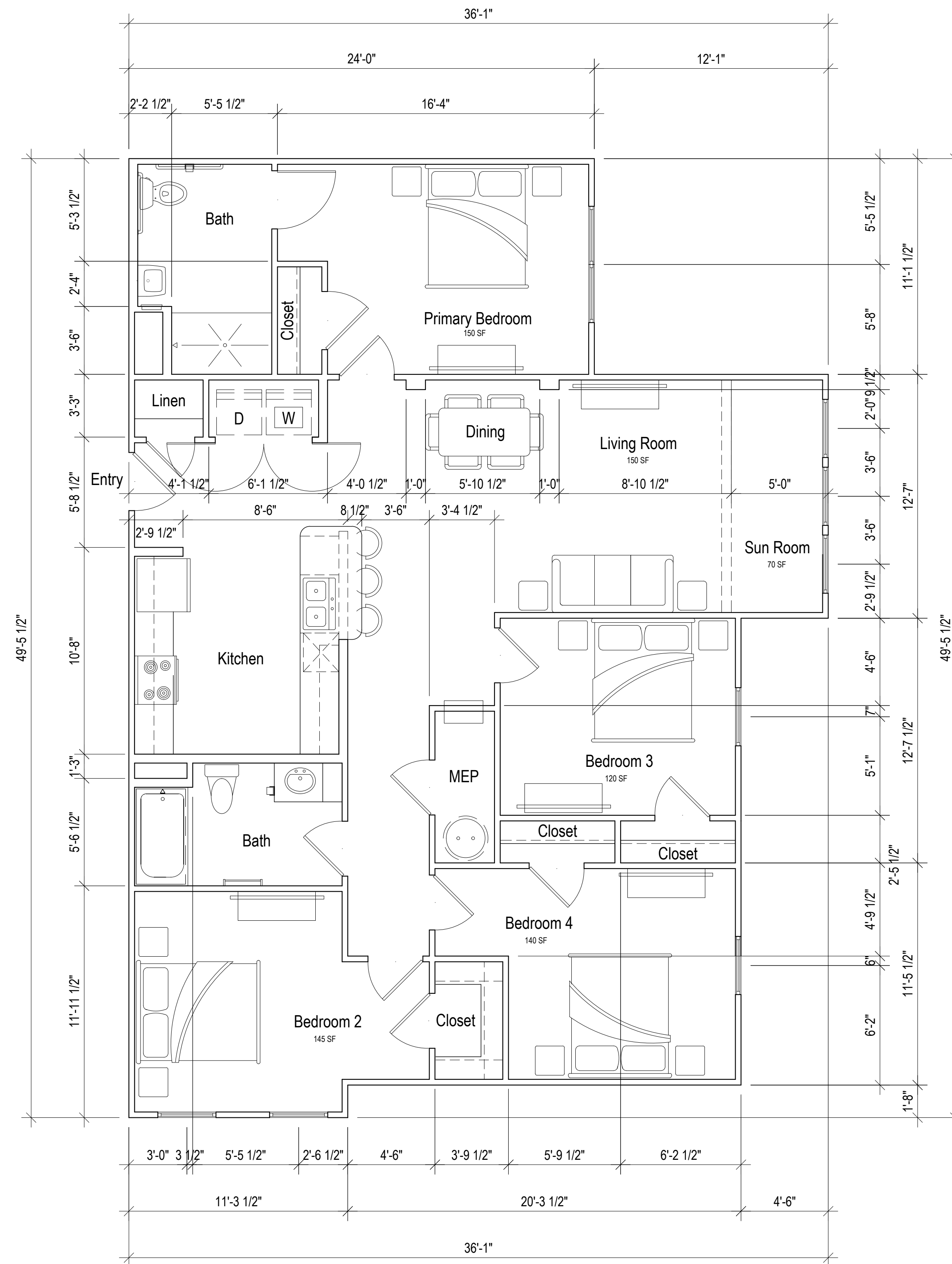
Columbia, South Carolina

a Family Apartment Community

The drawings, specifications and design contained herein are instruments of service and remain the sole property of Progress Design Studio, PLLC. The unauthorized reproduction and/ or use of these documents without the express written permission of Progress Design Studio, PLLC is prohibited.



2 UNIT D1 FLOOR PLAN
 SCALE: 1/4" = 1'-0"
 Total Square Footage: 1,453 SF
 Total Heated Square Footage: 1,375 SF
 Note: Unit D1 Hearing and Sight-Impaired floor plan identical



1 UNIT D1-TYPE A FLOOR PLAN
 SCALE: 1/4" = 1'-0"
 Total Square Footage: 1,453 SF
 Total Heated Square Footage: 1,375 SF



SCALE: 1/4" = 1'-0"

Total Square Footage: 5,742 SF (including wraparound patio)
Total Heated Square Footage: 3,732 SF

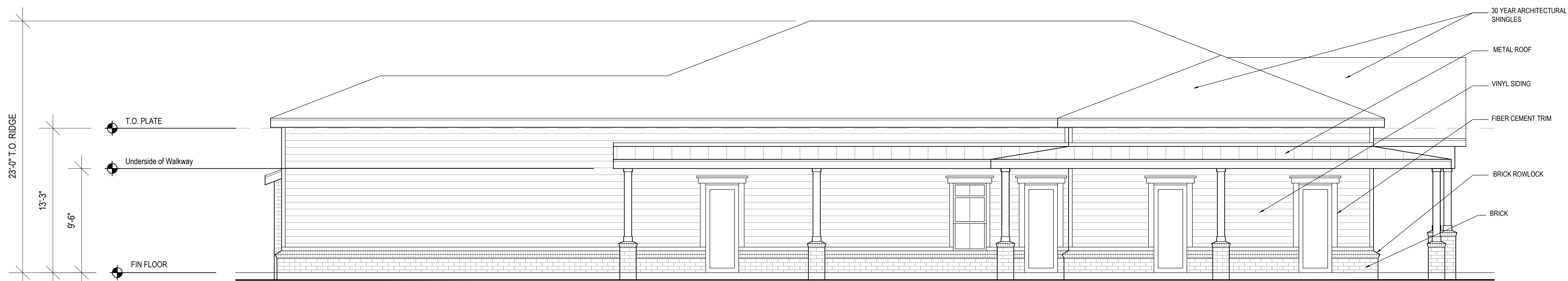
Total Heated Square Footage: 3,732 SF

Sanctuary Landing

a Family Apartment Community

The drawings, specifications and design contained herein are instruments of service and remain the sole property of Progress Design Studio, PLLC. The unauthorized reproduction and/ or use of these documents without the express written permission of Progress Design Studio, PLLC is prohibited.





2 CLUBHOUSE LEFT ELEVATION
SCALE: 3/16" = 1'-0"



1 CLUBHOUSE FRONT ELEVATION
SCALE: 3/16" = 1'-0"

Fontaine Dr Owner LP

Sanctuary Landing

Columbia, South Carolina

a Family Apartment Community



Progress Design Studio

The drawings, specifications and design contained herein are instruments of service and remain the sole property of Progress Design Studio, PLLC. The unauthorized reproduction and/or use of these documents without the express written permission of Progress Design Studio, PLLC is prohibited.



2 CLUBHOUSE RIGHT ELEVATION
SCALE: 3/16" = 1'-0"



1 CLUBHOUSE REAR ELEVATION
SCALE: 3/16" = 1'-0"

Fontaine Dr Owner LP

Sanctuary Landing

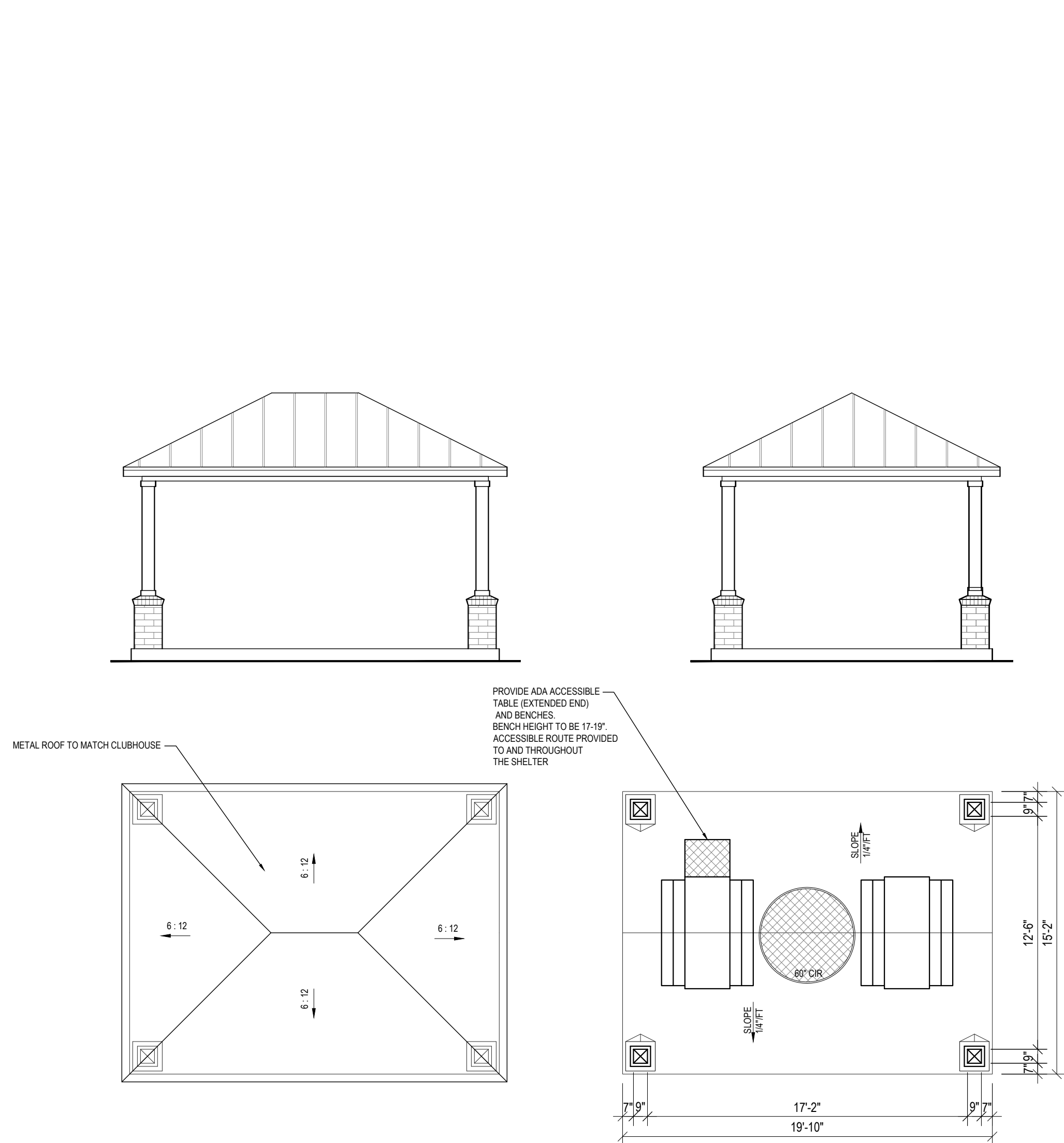
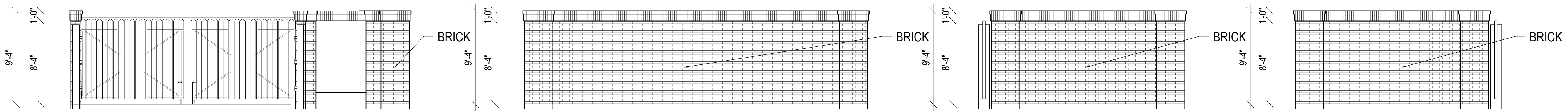
Columbia, South Carolina

a Family Apartment Community

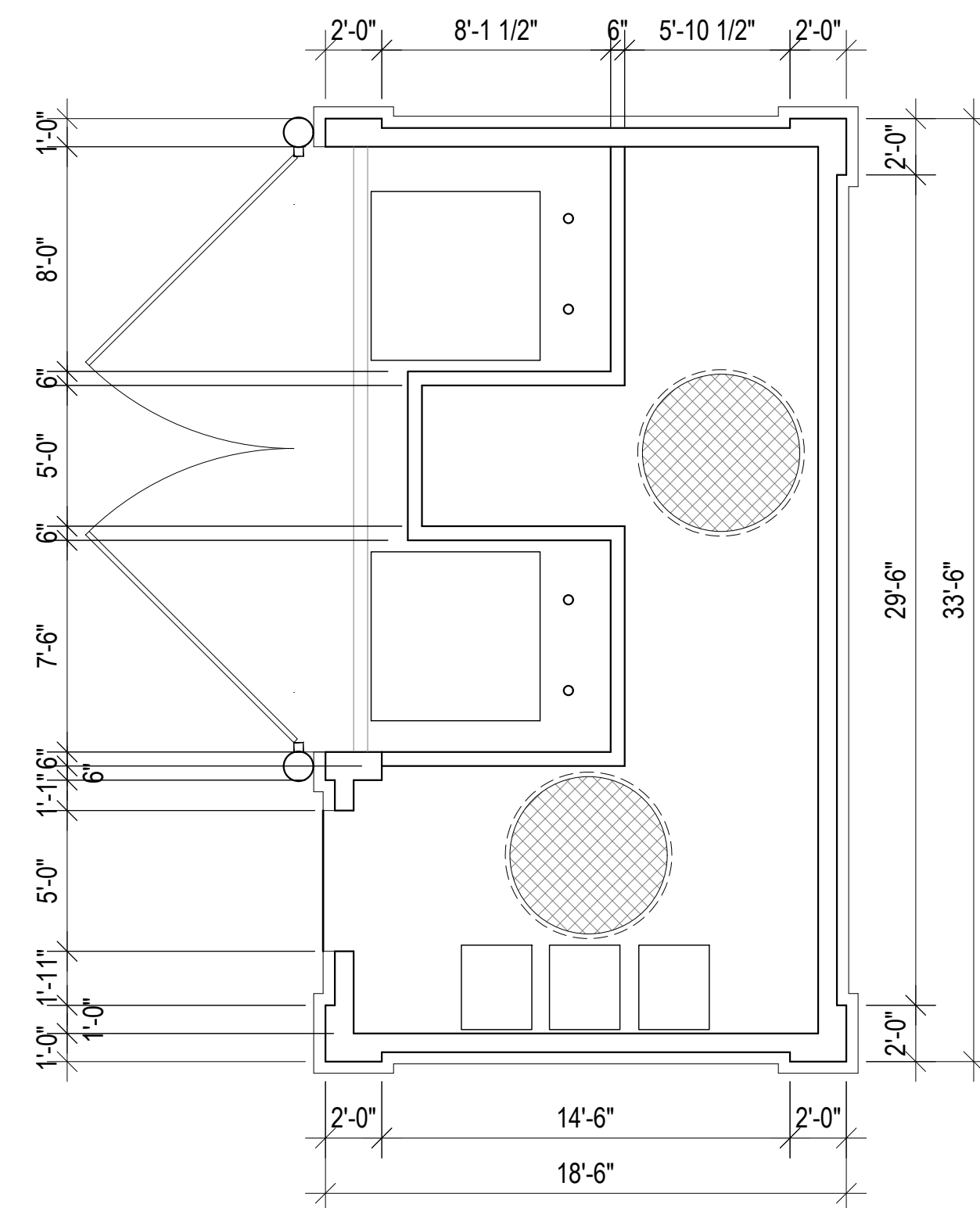


Progress Design Studio

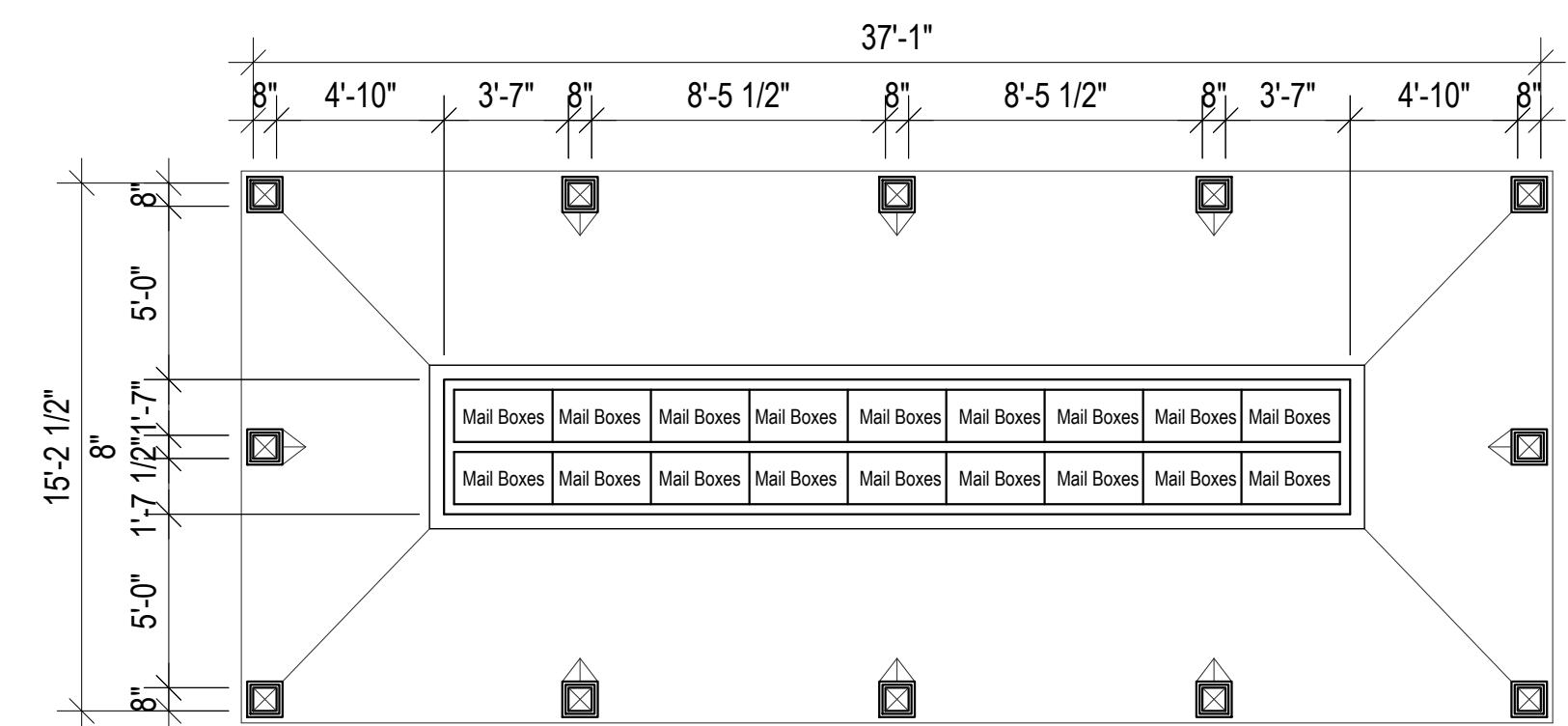
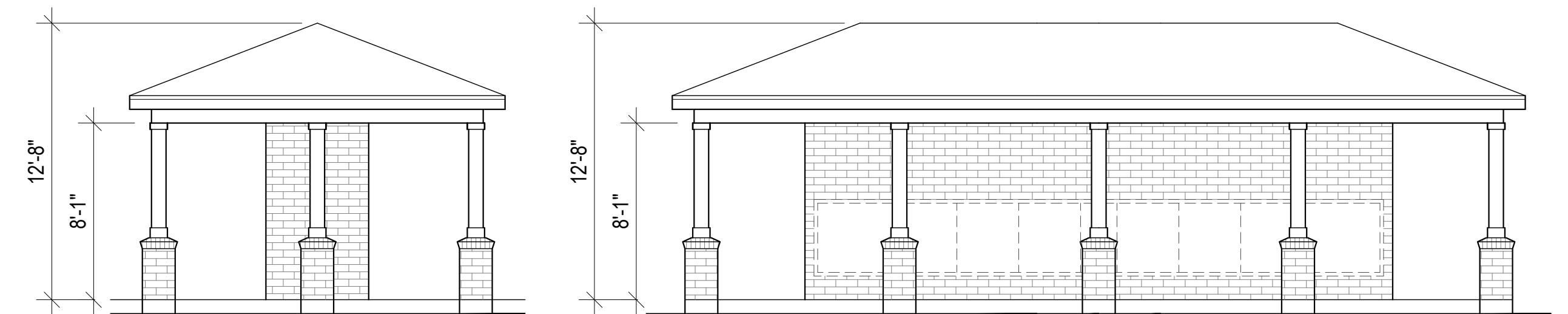
The drawings, specifications and design contained herein are instruments of service and remain the sole property of Progress Design Studio, PLLC. The unauthorized reproduction and/or use of these documents without the express written permission of Progress Design Studio, PLLC is prohibited.



1 PICNIC SHELTER
SCALE: 3/16" = 1'-0"



2 TRASH ENCLOSURE
SCALE: 3/16" = 1'-0"



3 MAIL KIOSK
SCALE: 3/16" = 1'-0"

Fontaine Dr Owner LP

Sanctuary Landing

Columbia, South Carolina

a Family Apartment Community



Progress Design Studio

The drawings, specifications and design contained herein are instruments of service and remain the sole property of Progress Design Studio, PLLC. The unauthorized reproduction and/or use of these documents without the express written permission of Progress Design Studio, PLLC is prohibited.